

# INVESTMENT PORTFOLIO SUMMARY

**City Of Duncanville, Texas**



**For The Quarter Ended  
March 31, 2020**



**City Of Duncanville**  
Investment Officers Certification

---

City Of Duncanville , Texas  
Investment Portfolio SummaryActivity  
For The Quarter Ended  
March 31, 2020

This report is prepared in accordance with chapter 2256 of the Texas Public Funds Investment Act ("PFIA").Section 2256.023(a) of the PFIA states that:"Not less than quarterly ,the investment officer shall prepare and submit to the governing body of the entity a written report of the investment transactions for all funds covered by this chapter for the preceding reporting period" This report is signed by the City Of Duncanville Investment officers and includes the disclosures required by the PFIA.

The investment portfolio complies with the PFIA and the City of Duncanville's approved investment policy and strategy throughout the period. All investment transactions made in the portfolio during this period were in full compliance with the PFIA and approved Investment policy.

**Officers Names and titles:**

---

**Richard Summerlin, CPA, CGFO**  
Finance Director

---

**Tia Pettis, CGFO**  
Assistant Finance Director

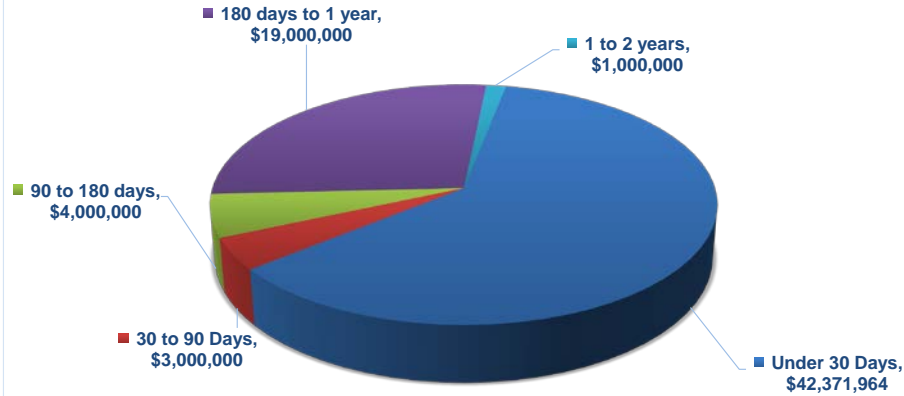


City Of Duncanville  
**Executive Summary**  
**Investment Portfolio**  
**For the Quarter Ended**  
**March 31, 2020**

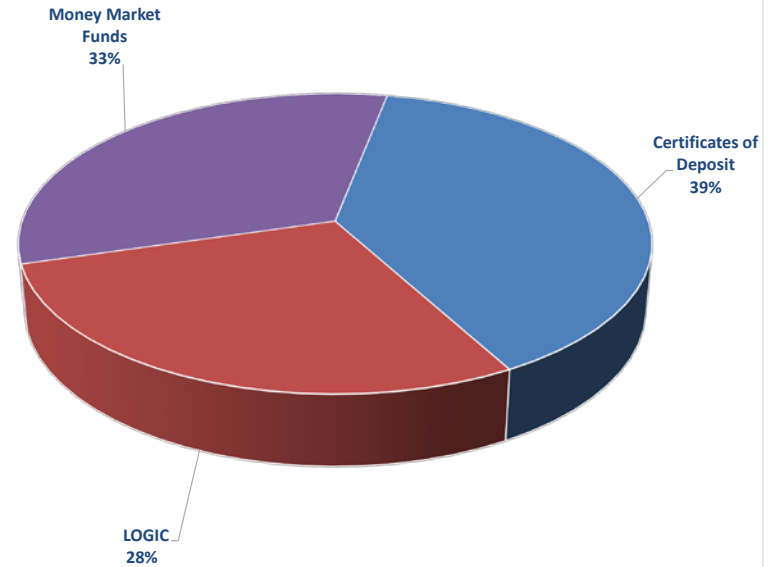
**Account Summary**

	Book Value	Market Value
Investments at 12/31/2019	\$ 66,721,176	\$ 66,721,176
Investment Purchases	15,650,788	15,650,788
Investment Maturities	13,000,000	13,000,000
Investments at 03/31/2020	\$ 69,371,964	\$ 69,371,964

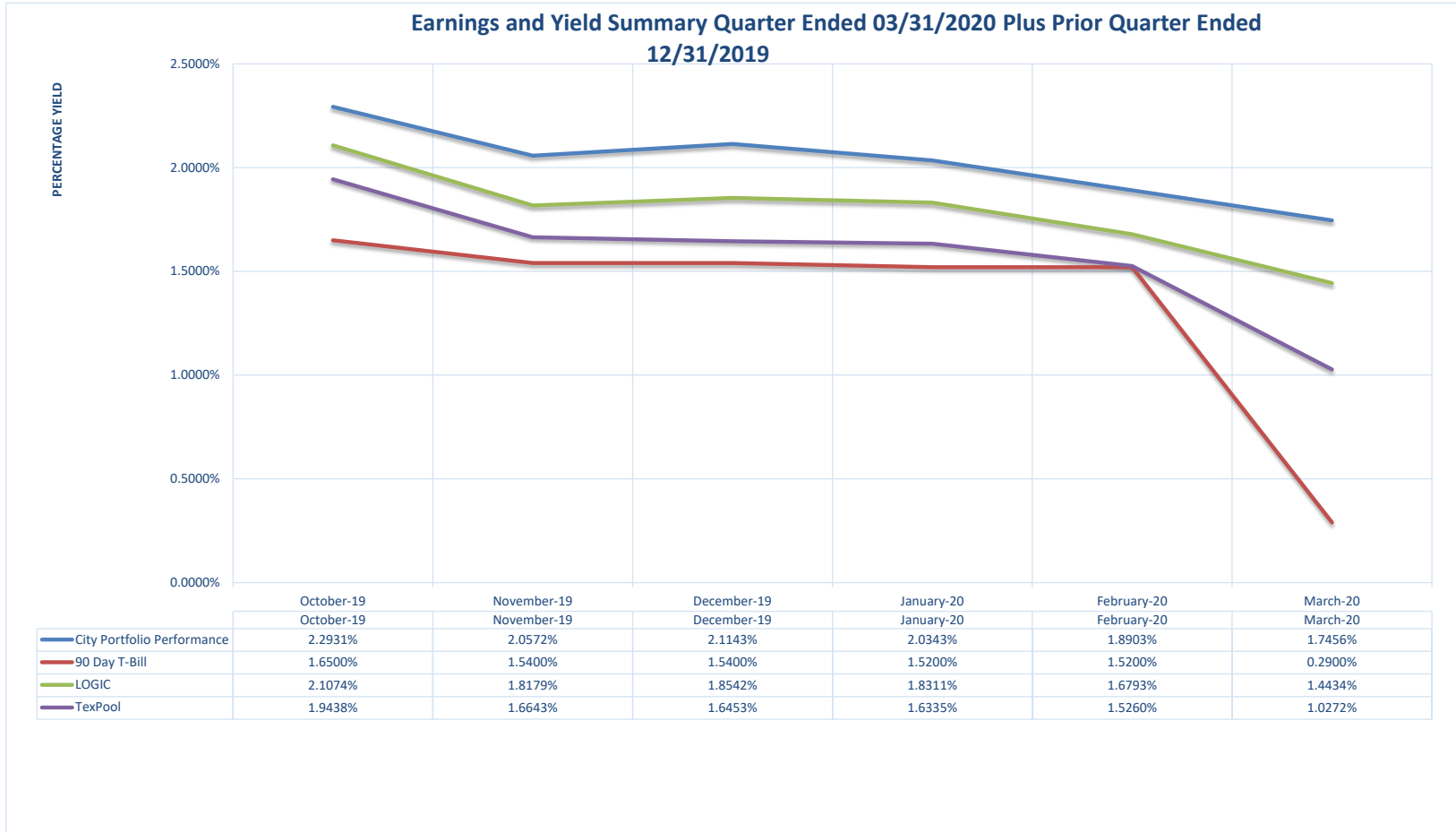
**Investments by Maturity**



**Investments by Type**



**City of Duncanville Benchmark Comparison  
Yield Summary For The Quarter Ended  
March 31, 2020**



**City of Duncanville**  
**Investment Portfolio Summary**  
**For Quarter Ending**  
**March 31, 2020**

Purchase Date	Maturity Date	CD Number	Security Type	Par Value	Coupon	Purchase			Book Value	Gain / (loss)	Current D - T - M
						Price	Yield	Principal			
31-Mar-20	31-Mar-20	Open	LOGIC	\$ 19,770,972.20	1.65%	100.00	1.65%	\$ 19,770,972.20	\$ 19,770,972.20		0
30-Sep-15	31-Mar-20	Open	Southside MM	4,271,285.94	1.55%	100.00	1.55%	4,271,285.94	4,271,285.94		0
30-Jun-17	31-Mar-20	Open	NEX Bank MM	18,324,678.38	1.52%	100.00	1.52%	18,324,678.38	18,324,678.38		0
31-Mar-20	31-Mar-20	Open	TEXPOOL	5,027.40	1.40%	100.00	1.40%	5,027.40	5,027.40		0
20-Mar-19	19-Jun-20	8593	Legacy Bank CD	3,000,000.00	2.68%	100.00	2.68%	3,000,000.00	3,000,000.00		80
06-Jul-19	06-Jul-20	12071	Tex Sec CD	1,000,000.00	2.15%	100.00	2.15%	1,000,000.00	1,000,000.00		97
21-Jun-19	21-Sep-20	12409	Tex Sec CD	3,000,000.00	2.32%	100.00	2.32%	3,000,000.00	3,000,000.00		174
15-Oct-19	15-Oct-20	10629	Southside CD	5,000,000.00	1.80%	100.00	1.80%	5,000,000.00	5,000,000.00		198
13-Nov-19	13-Nov-20	12311	Southside CD	6,000,000.00	1.72%	100.00	1.72%	6,000,000.00	6,000,000.00		227
20-Mar-19	21-Dec-20	8594	Legacy Bank CD	3,000,000.00	2.73%	100.00	2.73%	3,000,000.00	3,000,000.00		265
15-Jan-20	15-Jan-21	15833	Southside CD	3,000,000.00	1.69%	100.00	1.69%	3,000,000.00	3,000,000.00		290
20-Mar-19	19-Mar-21	8595	Legacy Bank CD	2,000,000.00	2.75%	100.00	2.75%	2,000,000.00	2,000,000.00		353
20-Mar-19	20-Sep-21	8596	Legacy Bank CD	1,000,000.00	2.80%	100.00	2.80%	1,000,000.00	1,000,000.00		538
TOTALS				\$ 69,371,963.92				\$ 69,371,963.92	\$ 69,371,963.92		

	Par Value	Percent
Under 30 Days	\$ 42,371,964	61.08%
30 to 90 Days	\$ 3,000,000	4.32%
90 to 180 days	\$ 4,000,000	5.77%
180 days to 1 year	\$ 19,000,000	27.39%
1 to 2 years	\$ 1,000,000	1.44%
Totals	\$ 69,371,964	100.00%

	Percent	Book Value
U. S. Treasury Bills / Notes	0.00%	
U. S. Agencies & Instrument	0.00%	
Certificates of Deposit	38.92%	\$ 27,000,000
LOGIC	28.50%	\$ 19,770,972
TEXPOOL	0.01%	\$ 5,027
Money Market Funds	32.57%	\$ 22,595,964
Repurchase Agreements	0.00%	
Totals	100.00%	\$ 69,371,964

MM Money Market Account  
CD Certificates of Deposit  
UST NOTES U. S. Treasury Notes  
UST BILL U. S. Treasury Bills

**City of Duncanville**  
**Investment Transaction Detail Report**  
**For Quarter Ending**  
**March 31, 2020**

Investment Purchase Transaction Information							
	Fund No.	Transactions					Total
Date Purchase							
Date Maturity							
CUSIP Number		Open	Southside	NEX Bank	Open	Southside	
Security Type		LOGIC	Money Market	Money Market	TexPool	CD #15833	
Par Value		\$ 12,564,859.48	\$ 16,517.96	\$ 69,392.75	\$ 17.50	\$ 3,000,000.00	\$ 15,650,787.69
Book Value		12,564,859.48	16,517.96	69,392.75	17.50	3,000,000.00	15,650,787.69
Market Value		12,564,859.48	16,517.96	69,392.75	17.50	3,000,000.00	15,650,787.69
General	001	5,928,209.14	12,388.48	23,802.90	17.50	2,000,000.00	7,964,418.02
Utility	002	1,713,106.33	4,129.48	13,862.06		\$ 1,000,000.00	2,731,097.87
Debt Services	005	1,228.32					1,228.32
Employee Benefit	007	104,187.03					104,187.03
Comp. Self Ins.	008	1,542.32					1,542.32
Hotel/Motel Tax	010	413.55					413.55
Economic Development	012	504,203.88					504,203.88
Grant Fund	013						-
Drainage Fees	015	396.09					396.09
Capital Replacement	016	2,181.53		1,973.14			4,154.67
Utility Capital Improvement	017	494.13					494.13
Court Technology	235	387.32					387.32
Solid Waste	019	1,337.29					1,337.29
Street	020						-
Parks	024						-
Capital Improvement	025						-
Capital Projects Construction	026	4,304,333.50		29,754.65			4,334,088.15
Traffic Enforcement Program	031	527.24					527.24
Court Security	225	1,600.14					1,600.14
Juvenile Case Manager	230	711.67					711.67

Investment Maturities Transaction Information					
	Fund No.	Transactions			Total
Date Purchase					
Date Maturity					
CUSIP Number		Open	Legacy	Legacy	
Security Type		LOGIC	CD #7532	CD #8592	
Par Value		\$ 5,000,000.00	\$ 3,000,000.00	\$ 5,000,000.00	\$ 13,000,000.00
Book Value		5,000,000.00	3,000,000.00	5,000,000.00	13,000,000.00
Market Value		5,000,000.00	3,000,000.00	5,000,000.00	13,000,000.00
General	001	3,300,000.00	2,000,000.00		5,300,000.00
Utility	002	1,100,000.00	500,000.00		1,600,000.00
Debt Services	005	300,000.00			300,000.00
Employee Benefit	007		300,000.00		300,000.00
Comp. Self Ins.	008				-
Hotel/Motel Tax	010				-
Economic Development	012		200,000.00		200,000.00
Grant Fund	013				-
Drainage Fees	015				-
Capital Replacement	016				-
Utility Capital Improvement	017				-
Court Technology	235				-
Solid Waste	019				-
Street	020				-
Parks	024				-
Capital Improvement	025				-
Capital Projects Construction	026			5,000,000.00	5,000,000.00
Traffic Enforcement Program	031	188,815.65			188,815.65
Court Security	225	111,184.35			111,184.35
Juvenile Case Manager	230				-

**City of Duncanville  
Schedule of Market Value of Investments  
By Maturity Dates and Fund  
For Quarter Ending  
March 31, 2020**

	Fund No.					21-Jun-19	06-Jul-19	09-Jan-19	20-Mar-19
Date Purchase						21-Sep-20	06-Jul-20	09-Jan-20	20-Mar-20
Date Maturity		Open	Open	Open	Open	CD # 12409	CD # 12071	CD #7532	CD #8592
CUSIP Number		LOGIC	TexPool	Southside MM	Nex Bank MM	TX SEC BANK	TX SEC BANK	Legacy Bank	Legacy Bank
Security Type									
Par Value		\$ 19,770,972.20	\$ 5,027.40	\$ 4,271,285.94	\$ 18,324,678.38	\$ 3,000,000.00	\$ 1,000,000.00		
Beginning Book Value		12,206,112.72	5,009.90	4,254,767.98	18,255,285.63	3,000,000.00	1,000,000.00	\$ 3,000,000.00	5,000,000.00
Beginning Market Value		12,206,112.72	5,009.90	4,254,767.98	18,255,285.63	3,000,000.00	1,000,000.00	3,000,000.00	5,000,000.00
Ending Book Value		19,770,972.20	5,027.40	4,271,285.94	18,324,678.38	3,000,000.00	1,000,000.00		
Ending Market Value		19,770,972.20	5,027.40	4,271,285.94	18,324,678.38	3,000,000.00	1,000,000.00		
General	001	7,494,845.04	5,027.40	3,203,464.46	6,341,833.10	1,500,000.00	900,000.00		
Utility	002	3,184,263.72		1,067,821.48	3,693,285.92	1,500,000.00			
Debt Services	005	224,483.49					100,000.00		
Employee Benefit	007	1,109,553.88							
Comp. Self Ins.	008	408,710.31							
Hotel/Motel Tax	010	109,590.12							
Economic Development	012	1,114,015.76							
Drainage Fees	015	104,963.17							
Capital Replacement	016	578,098.39			525,706.12				
Utility Capital Improvement	017	130,944.54							
Court Technology	235	102,637.08							
Solid Waste	019	354,379.33							
Capital Projects Construction	026	4,323,686.18			7,763,853.24				
Traffic Enforcement Program	031	287.32							
Court Security	225	341,928.46							
Juvenile Case Manager	230	188,585.41							

	Fund No.								Total
Date Purchase		20-Mar-19	20-Mar-19	20-Mar-19	20-Mar-19	15-Oct-19	13-Nov-19	15-Jan-20	
Date Maturity		19-Jun-20	21-Dec-20	19-Mar-21	20-Sep-21	15-Oct-20	13-Nov-20	15-Jan-21	
CUSIP Number		CD #8593	CD #8594	CD #8595	CD #8596	CD #10629	CD #12311	CD #15833	
Security Type		Legacy Bank	Legacy Bank	Legacy Bank	Legacy Bank	Southside	Southside	Southside	
Par Value		\$ 3,000,000.00	\$ 3,000,000.00	\$ 2,000,000.00	\$ 1,000,000.00	\$ 5,000,000.00	\$ 6,000,000.00	\$ 3,000,000.00	\$ 69,371,963.92
Beginning Book Value		3,000,000.00	3,000,000.00	2,000,000.00	1,000,000.00	5,000,000.00	6,000,000.00		66,721,176.23
Beginning Market Value		3,000,000.00	3,000,000.00	2,000,000.00	1,000,000.00	5,000,000.00	6,000,000.00		66,721,176.23
Ending Book Value		3,000,000.00	3,000,000.00	2,000,000.00	1,000,000.00	5,000,000.00	6,000,000.00	3,000,000.00	69,371,963.92
Ending Market Value		3,000,000.00	3,000,000.00	2,000,000.00	1,000,000.00	5,000,000.00	6,000,000.00	3,000,000.00	69,371,963.92
General	001					5,000,000.00	4,000,000.00	2,000,000.00	30,445,170.00
Utility	002						2,000,000.00	1,000,000.00	12,445,371.12
Debt Services	005								324,483.49
Employee Benefit	007								1,109,553.88
Comp. Self Ins.	008								408,710.31
Hotel/Motel Tax	010								109,590.12
Economic Development	012								1,114,015.76
Drainage Fees	015								104,963.17
Capital Replacement	016								1,103,804.51
Utility Capital Improvement	017								130,944.54
Court Technology	235								102,637.08
Solid Waste	019								354,379.33
Capital Projects Construction	026	3,000,000.00	3,000,000.00	2,000,000.00	1,000,000.00				21,087,539.42
Traffic Enforcement Program	031								287.32
Court Security	225								341,928.46
Juvenile Case Manager	230								188,585.41

City of Duncanville  
Investment Interest Revenue Report  
For Quarter Ending  
March 31, 2020

Security Type	General 001	Utility 002	Debt Service 005	Employee Benefit 007	Comp. Self - Ins. 008	Hotel / Motel Tax 010	Economic Development 012	Drainage Fees 015	Capital Replacement 016
Pooled Investments									
Logic	\$ 28,209.14	\$ 13,106.33	\$ 1,228.32	\$ 4,187.03	\$ 1,542.32	\$ 413.55	\$ 4,203.88	\$ 396.09	\$ 2,181.53
Texpool	17.50								
NEX Bank Money Market	23,802.90	13,862.06							1,973.14
Southside Money Market	12,388.48	4,129.48							
Tex Sec Bk #12409	8,700.00	8,700.00							
Tex Sec Bk #12071	4,824.25		536.03						
Legacy Bank CD #7532	1,469.45	367.36		220.41			146.96		
Legacy Bank CD #8592									
Legacy Bank CD #8593									
Legacy Bank CD #8594									
Legacy Bank CD #8595									
Legacy Bank CD #8596									
Southside CD #10629	\$ 22,438.36								
Southside CD #12311	17,152.88	8,576.43							
Southside CD #15833	7,130.42	3,565.20							
<b>Total</b>	<b>\$ 126,133.38</b>	<b>\$ 52,306.86</b>	<b>\$ 1,764.35</b>	<b>\$ 4,407.44</b>	<b>\$ 1,542.32</b>	<b>\$ 413.55</b>	<b>\$ 4,350.84</b>	<b>\$ 396.09</b>	<b>\$ 4,154.67</b>

Security Type	Utility Capital Improvement 017	Solid Waste 019	Capital Projects Construction 026	Traffic Enforcement 031	Court Security 225	Juvenile Case Worker 230	Court Technology 235	Total
Pooled Investments								
Logic	\$ 494.13	\$ 1,337.29	\$ 4,333.50	\$ 527.24	\$ 1,600.14	\$ 711.67	\$ 387.32	\$ 64,859.48
Texpool								17.50
NEX Bank Money Market			29,754.65					69,392.75
Southside Money Market								16,517.96
Tex Sec Bk #12409								17,400.00
Tex Sec Bk #12071								5,360.28
Legacy Bank CD #7532								2,204.18
Legacy Bank CD #8592			29,172.39					29,172.39
Legacy Bank CD #8593			20,044.93					20,044.93
Legacy Bank CD #8594			20,418.90					20,418.90
Legacy Bank CD #8595			13,712.32					13,712.32
Legacy Bank CD #8596			6,980.82					6,980.82
Southside CD #10629								22,438.36
Southside CD #12311								25,729.31
Southside CD #15833								10,695.62
<b>Total</b>	<b>\$494.13</b>	<b>\$1,337.29</b>	<b>\$124,417.51</b>	<b>\$527.24</b>	<b>\$1,600.14</b>	<b>\$711.67</b>	<b>\$387.32</b>	<b>\$ 324,944.80</b>