

INVESTMENT PORTFOLIO SUMMARY

City Of Duncanville, Texas



**For The Quarter Ended
June 30, 2020**

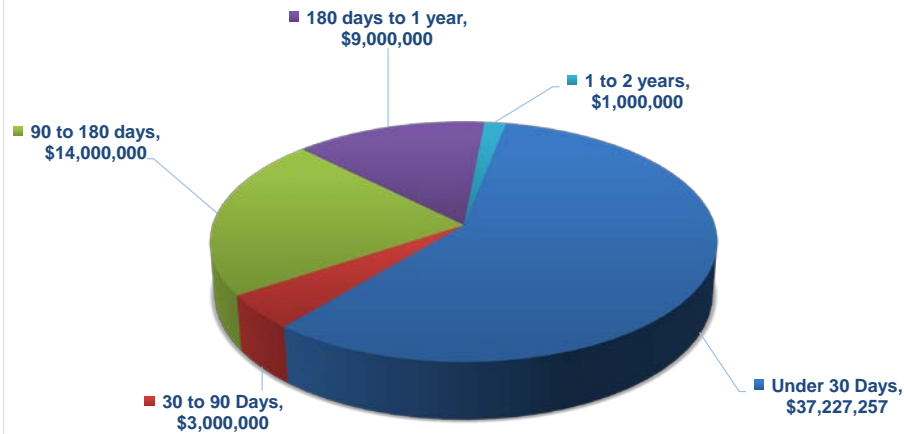


City Of Duncanville
 Executive Summary
 Investment Portfolio
 For the Quarter Ended
 June 30, 2020

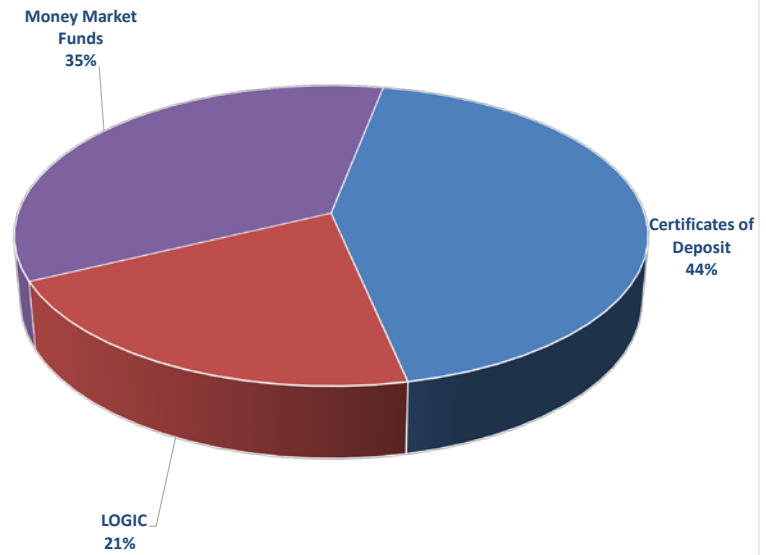
Account Summary

	Book Value	Market Value
Investments at 03/31/2020	\$ 69,371,964	\$ 69,371,964
Investment Purchases	7,055,293	7,055,293
Investment Maturities	12,200,000	12,200,000
Investments at 06/30/2020	\$ 64,227,257	\$ 64,227,257

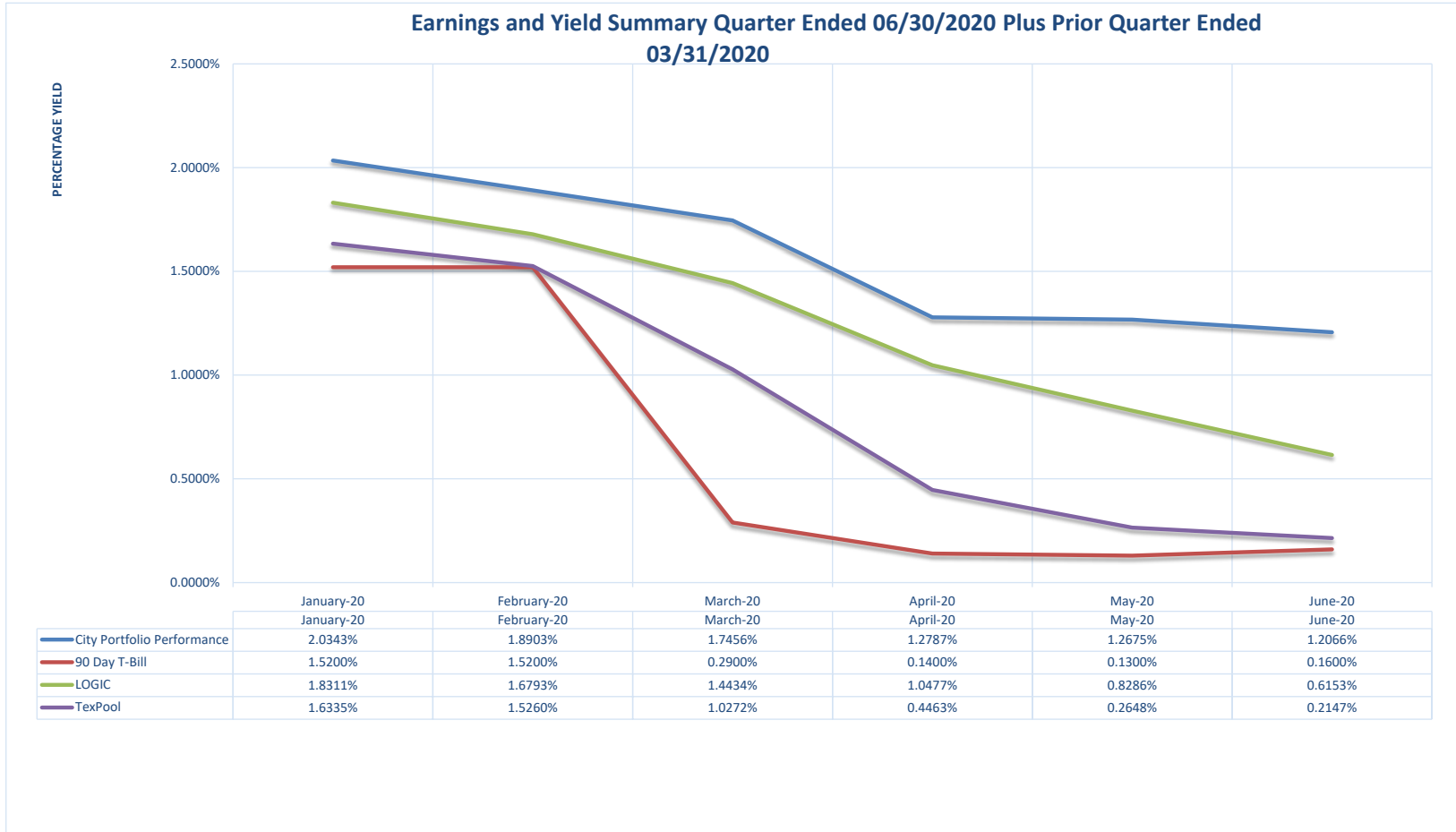
Investments by Maturity



Investments by Type



**City of Duncanville Benchmark Comparison
Yield Summary For The Quarter Ended
June 30, 2020**



City of Duncanville
Investment Portfolio Summary
For Quarter Ending
June 30, 2020

Purchase Date	Maturity Date	CD Number	Security Type	Par Value	Coupon	Purchase			Book Value	Gain / (loss)	Current D - T - M
						Price	Yield	Principal			
30-Jun-20	30-Jun-20	Open	LOGIC	\$ 13,599,274.01	0.83%	100.00	0.83%	\$ 13,599,274.01	\$ 13,599,274.01		0
30-Sep-15	30-Jun-20	Open	Southside MM	4,275,455.08	0.39%	100.00	0.39%	4,275,455.08	4,275,455.08		0
30-Jun-17	30-Jun-20	Open	NEX Bank MM	18,347,496.49	0.50%	100.00	0.50%	18,347,496.49	18,347,496.49		0
30-Jun-20	30-Jun-20	Open	TEXPOOL	5,031.28	0.31%	100.00	0.31%	5,031.28	5,031.28		0
06-Jul-19	06-Jul-20	12071	Tex Sec CD	1,000,000.00	2.15%	100.00	2.15%	1,000,000.00	1,000,000.00		6
21-Jun-19	21-Sep-20	12409	Tex Sec CD	3,000,000.00	2.32%	100.00	2.32%	3,000,000.00	3,000,000.00		83
15-Oct-19	15-Oct-20	10629	Southside CD	5,000,000.00	1.80%	100.00	1.80%	5,000,000.00	5,000,000.00		107
13-Nov-19	13-Nov-20	12311	Southside CD	6,000,000.00	1.72%	100.00	1.72%	6,000,000.00	6,000,000.00		136
20-Mar-19	21-Dec-20	8594	Prosperity Bank CD	3,000,000.00	2.73%	100.00	2.73%	3,000,000.00	3,000,000.00		174
15-Jan-20	15-Jan-21	15833	Southside CD	3,000,000.00	1.69%	100.00	1.69%	3,000,000.00	3,000,000.00		199
20-Mar-19	19-Mar-21	8595	Prosperity Bank CD	2,000,000.00	2.75%	100.00	2.75%	2,000,000.00	2,000,000.00		262
02-Apr-20	02-Apr-21	10004	Prosperity Bank CD	4,000,000.00	0.90%	100.00	0.90%	4,000,000.00	4,000,000.00		276
20-Mar-19	20-Sep-21	8596	Prosperity Bank CD	1,000,000.00	2.80%	100.00	2.80%	1,000,000.00	1,000,000.00		447
TOTALS				\$ 64,227,256.86				\$ 64,227,256.86	\$ 64,227,256.86		

	Par Value	Percent
Under 30 Days	\$ 37,227,257	57.96%
30 to 90 Days	\$ 3,000,000	4.67%
90 to 180 days	\$ 14,000,000	21.80%
180 days to 1 year	\$ 9,000,000	14.01%
1 to 2 years	\$ 1,000,000	1.56%
Totals	\$ 64,227,257	100.00%

	Percent	Book Value
U. S. Treasury Bills / Notes /	0.00%	
U. S. Agencies & Instrument	0.00%	
Certificates of Deposit	43.60%	\$ 28,000,000
LOGIC	21.17%	\$ 13,599,274
TEXPOOL	0.01%	\$ 5,031
Money Market Funds	35.22%	\$ 22,622,952
Repurchase Agreements	0.00%	
Totals	100.00%	\$ 64,227,257

MM Money Market Account
CD Certificates of Deposit
UST NOTES U. S. Treasury Notes
UST BILL U. S. Treasury Bills

City of Duncanville
Investment Transaction Detail Report
For Quarter Ending
June 30, 2020

Investment Purchase Transaction Information							
	Fund No.	Transactions					Total
Date Purchase							
Date Maturity							
CUSIP Number		Open	Southside	NEX Bank	Open	Prosperity	
Security Type		LOGIC	Money Market	Money Market	TexPool	CD #10004	
Par Value		\$ 3,028,301.81	\$ 4,169.14	\$ 22,818.11	\$ 3.88	\$ 4,000,000.00	\$ 7,055,292.94
Book Value		3,028,301.81	4,169.14	22,818.11	3.88	4,000,000.00	7,055,292.94
Market Value		3,028,301.81	4,169.14	22,818.11	3.88	4,000,000.00	7,055,292.94
General	001	2,012,941.83	3,126.86	7,887.24	3.88		2,023,959.81
Utility	002	4,838.63	1,042.28	4,593.28			10,474.19
Debt Services	005	489.67					489.67
Employee Benefit	007	2,185.34					2,185.34
Comp. Self Ins.	008	891.54					891.54
Hotel/Motel Tax	010	239.05					239.05
Economic Development	012	2,430.06					2,430.06
Grant Fund	013						-
Drainage Fees	015	228.96					228.96
Capital Replacement	016	1,261.03		653.81			1,914.84
Utility Capital Improvement	017	285.63					285.63
Court Technology	235	223.89					223.89
Solid Waste	019	773.02					773.02
Street	020						-
Parks	024						-
Capital Improvement	025						-
Capital Projects Construction	026	1,000,355.27		9,683.78		\$ 4,000,000.00	5,010,039.05
Traffic Enforcement Program	031	0.63					0.63
Court Security	225	745.86					745.86
Juvenile Case Manager	230	411.40					411.40

Investment Maturities Transaction Information				
	Fund No.	Transactions		Total
Date Purchase				
Date Maturity				
CUSIP Number		Open	Prosperity	
Security Type		LOGIC	CD #8593	
Par Value		\$ 9,200,000.00	\$ 3,000,000.00	\$ 12,200,000.00
Book Value		9,200,000.00	3,000,000.00	12,200,000.00
Market Value		9,200,000.00	3,000,000.00	12,200,000.00
General	001	2,776,193.53		2,776,193.53
Utility	002	1,100,000.00		1,100,000.00
Debt Services	005			-
Employee Benefit	007	500,000.00		500,000.00
Comp. Self Ins.	008			-
Hotel/Motel Tax	010			-
Economic Development	012			-
Grant Fund	013			-
Drainage Fees	015			-
Capital Replacement	016			-
Utility Capital Improvement	017			-
Court Technology	235			-
Solid Waste	019			-
Street	020			-
Parks	024			-
Capital Improvement	025			-
Capital Projects Construction	026	4,823,806.47	3,000,000.00	7,823,806.47
Traffic Enforcement Program	031			-
Court Security	225			-
Juvenile Case Manager	230			-

**City of Duncanville
Schedule of Market Value of Investments
By Maturity Dates and Fund
For Quarter Ending
June 30, 2020**

	Fund No.					21-Jun-19	06-Jul-19	20-Mar-19	20-Mar-19
Date Purchase						21-Sep-20	06-Jul-20	19-Jun-20	21-Dec-20
Date Maturity		Open	Open	Open	Open	CD #12409	CD #12071	CD #8593	CD #8594
CUSIP Number		LOGIC	TexPool	Southside MM	Nex Bank MM	TX SEC BANK	TX SEC BANK	Prosperity Bank	Prosperity Bank
Security Type									
Par Value		\$ 13,599,274.01	\$ 5,031.28	\$ 4,275,455.08	\$ 18,347,496.49	\$ 3,000,000.00	\$ 1,000,000.00		\$ 3,000,000.00
Beginning Book Value		19,770,972.20	5,027.40	4,271,285.94	18,324,678.38	3,000,000.00	1,000,000.00	3,000,000.00	3,000,000.00
Beginning Market Value		19,770,972.20	5,027.40	4,271,285.94	18,324,678.38	3,000,000.00	1,000,000.00	3,000,000.00	3,000,000.00
Ending Book Value		13,599,274.01	5,031.28	4,275,455.08	18,347,496.49	3,000,000.00	1,000,000.00		3,000,000.00
Ending Market Value		13,599,274.01	5,031.28	4,275,455.08	18,347,496.49	3,000,000.00	1,000,000.00		3,000,000.00
General	001	6,731,593.34	5,031.28	3,206,591.31	6,349,720.33	1,500,000.00	900,000.00		
Utility	002	2,089,102.35		1,068,863.77	3,697,879.20	1,500,000.00			
Debt Services	005	224,973.16					100,000.00		
Employee Benefit	007	611,739.22							
Comp. Self Ins.	008	409,601.85							
Hotel/Motel Tax	010	109,829.17							
Economic Development	012	1,116,445.82							
Drainage Fees	015	105,192.13							
Capital Replacement	016	579,359.42			526,359.94				
Utility Capital Improvement	017	131,230.17							
Court Technology	235	102,860.97							
Solid Waste	019	355,152.35							
Capital Projects Construction	026	500,234.98			7,773,537.02				3,000,000.00
Traffic Enforcement Program	031	287.95							
Court Security	225	342,674.32							
Juvenile Case Manager	230	188,996.81							

	Fund No.							Total
Date Purchase		20-Mar-19	20-Mar-19	02-Apr-20	15-Oct-19	13-Nov-19	15-Jan-20	
Date Maturity		19-Mar-21	20-Sep-21	02-Apr-21	15-Oct-20	13-Nov-20	15-Jan-21	
CUSIP Number		CD #8595	CD #8596	CD #10004	CD #10629	CD #12311	CD #15833	
Security Type		Prosperity Bank	Prosperity Bank	Prosperity Bank	Southside	Southside	Southside	
Par Value		\$ 2,000,000.00	\$ 1,000,000.00	\$ 4,000,000.00	\$ 5,000,000.00	\$ 6,000,000.00	\$ 3,000,000.00	\$ 64,227,256.86
Beginning Book Value		2,000,000.00	1,000,000.00		5,000,000.00	6,000,000.00	3,000,000.00	69,371,963.92
Beginning Market Value		2,000,000.00	1,000,000.00		5,000,000.00	6,000,000.00	3,000,000.00	69,371,963.92
Ending Book Value		2,000,000.00	1,000,000.00	4,000,000.00	5,000,000.00	6,000,000.00	3,000,000.00	64,227,256.86
Ending Market Value		2,000,000.00	1,000,000.00	4,000,000.00	5,000,000.00	6,000,000.00	3,000,000.00	64,227,256.86
General	001				5,000,000.00	4,000,000.00	2,000,000.00	29,692,936.26
Utility	002					2,000,000.00	1,000,000.00	11,355,845.32
Debt Services	005							324,973.16
Employee Benefit	007							611,739.22
Comp. Self Ins.	008							409,601.85
Hotel/Motel Tax	010							109,829.17
Economic Development	012							1,116,445.82
Drainage Fees	015							105,192.13
Capital Replacement	016							1,105,719.36
Utility Capital Improvement	017							131,230.17
Court Technology	235							102,860.97
Solid Waste	019							355,152.35
Capital Projects Construction	026	2,000,000.00	1,000,000.00	4,000,000.00				18,273,772.00
Traffic Enforcement Program	031							287.95
Court Security	225							342,674.32
Juvenile Case Manager	230							188,996.81

City of Duncanville
Investment Interest Revenue Report
For Quarter Ending
June 30, 2020

Security Type	General 001	Utility 002	Debt Service 005	Employee Benefit 007	Comp. Self - Ins. 008	Hotel / Motel Tax 010	Economic Development 012	Drainage Fees 015	Capital Replacement 016
Pooled Investments									
Logic	\$ 12,941.83	\$ 4,838.63	\$ 489.67	\$ 2,185.34	\$ 891.54	\$ 239.05	\$ 2,430.06	\$ 228.96	\$ 1,261.03
Texpool	3.88								
NEX Bank Money Market	7,887.24	4,593.28							653.81
Southside Money Market	3,126.86	1,042.28							
Tex Sec Bk CD #12409	8,700.00	8,700.00							
Tex Sec Bk CD #12071	4,824.24		536.03						
Prosperity Bank CD #8593									
Prosperity Bank CD #8594									
Prosperity Bank CD #8595									
Prosperity Bank CD #8596									
Prosperity Bank CD #10004									
Southside CD #10629	\$ 22,438.36								
Southside CD #12311	17,152.88	8,576.43							
Southside CD #15833	8,426.85	4,213.42							
Total	\$ 85,502.14	\$ 31,964.04	\$ 1,025.70	\$ 2,185.34	\$ 891.54	\$ 239.05	\$ 2,430.06	\$ 228.96	\$ 1,914.84

Security Type	Utility Capital Improvement 017	Solid Waste 019	Capital Projects Construction 026	Traffic Enforcement 031	Court Security 225	Juvenile Case Worker 230	Court Technology 235	Total
Pooled Investments								
Logic	\$ 285.63	\$ 773.02	\$ 355.27	\$ 0.63	\$ 745.86	\$ 411.40	\$ 223.89	\$ 28,301.81
Texpool								3.88
NEX Bank Money Market			9,683.78					22,818.11
Southside Money Market								4,169.14
Tex Sec Bk CD #12409								17,400.00
Tex Sec Bk CD #12071								5,360.27
Prosperity Bank CD #8593			17,946.77					17,946.77
Prosperity Bank CD #8594			20,418.91					20,418.91
Prosperity Bank CD #8595			13,712.33					13,712.33
Prosperity Bank CD #8596			6,980.82					6,980.82
Prosperity Bank CD #10004			8,778.08					8,778.08
Southside CD #10629								22,438.36
Southside CD #12311								25,729.31
Southside CD #15833								12,640.27
Total	\$285.63	\$773.02	\$77,875.96	\$0.63	\$745.86	\$411.40	\$223.89	\$ 206,698.06