

INVESTMENT PORTFOLIO SUMMARY

City of Duncanville, Texas



For The Year Ended
September 30, 2020



City Of Duncanville, Texas
Investment Portfolio Summary Activity
For The Year Ended
September 30, 2020

This report is prepared in accordance with chapter 2256 of the Texas Public Funds Investment Act ("PFIA"). Section 2256.023(a) of the PFIA states that: "Not less than quarterly, the investment officer shall prepare and submit to the governing body of the entity a written report of the investment transactions for all funds covered by this chapter for the preceding reporting period." This report is signed by the City of Duncanville Investment officers and includes the disclosures required by the PFIA.

The investment portfolio complies with the PFIA and the City of Duncanville's approved investment policy and strategy throughout the period. All investment transactions made in the portfolio during this period were in full compliance with the PFIA and approved investment policy.

Officers Names and Titles:

[Redacted Signature]

Richard Summerlin, CPA, CGFO
Finance Director

[Redacted Signature]

Tia Pettis, CGFO
Assistant Finance Director

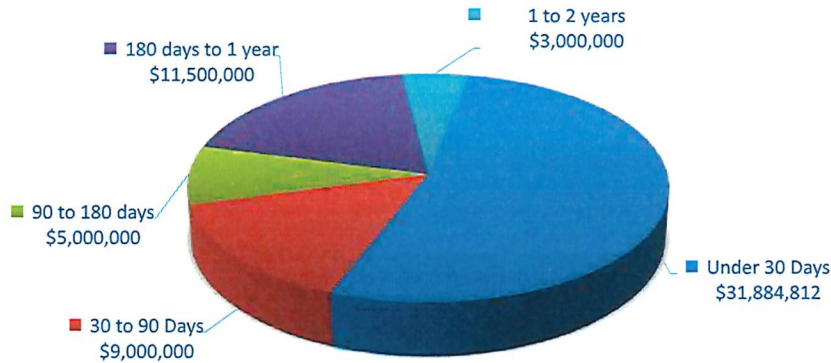


City Of Duncanville
Executive Summary
Investment Portfolio
For the Fiscal Year Ended
September 30, 2020

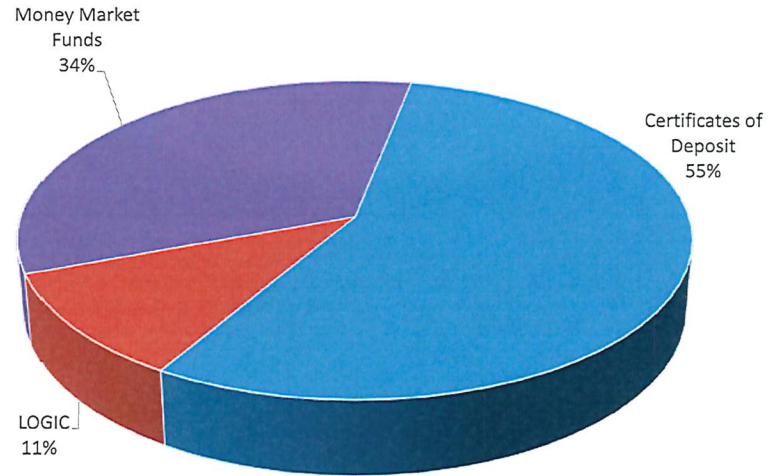
Account Summary

	Book Value	Market Value
Investments at 09/30/2019	\$ 61,278,391	\$ 61,278,391
Investment Purchases	56,883,732	56,883,732
Investment Maturities	57,777,311	57,777,311
Investments at 09/30/2020	\$ 60,384,812	\$ 60,384,812

Investments by Maturity



Investments by Type

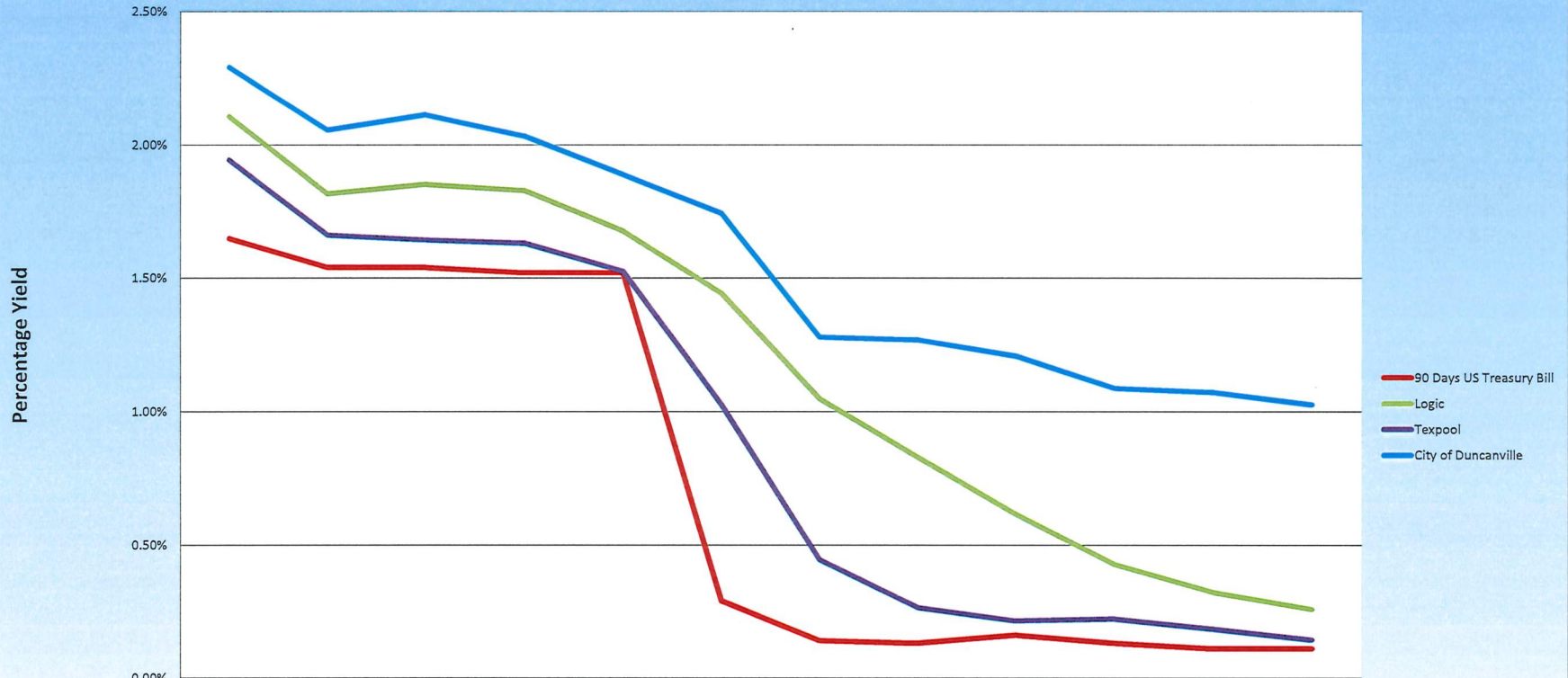


**City Of Duncanville
Portfolio Position For The Fiscal Year Ended
September 30, 2020**

Monthly Balance

Date	LOGIC	Southside MM	NEX Bank MM	Prosperity MM	TexPool	CD	Total
October 31, 2019	\$ 5,886,548.21	\$ 4,242,207.61	\$ 18,200,149.70	\$ -	\$ 4,996.11	\$ 32,000,000.00	\$ 60,333,901.63
November 30, 2019	\$ 4,895,263.74	\$ 4,248,518.00	\$ 18,227,344.96	\$ -	\$ 5,003.04	\$ 32,000,000.00	\$ 59,376,129.74
December 31, 2019	\$ 12,206,112.72	\$ 4,254,767.98	\$ 18,255,285.63	\$ -	\$ 5,009.90	\$ 32,000,000.00	\$ 66,721,176.23
January 31, 2020	\$ 16,827,494.90	\$ 4,260,909.23	\$ 18,283,129.77	\$ -	\$ 5,016.72	\$ 32,000,000.00	\$ 71,376,550.62
February 29, 2020	\$ 15,751,403.64	\$ 4,266,635.85	\$ 18,309,693.44	\$ -	\$ 5,023.10	\$ 32,000,000.00	\$ 70,332,756.03
March 31, 2020	\$ 19,770,972.20	\$ 4,271,285.94	\$ 18,324,678.38	\$ -	\$ 5,027.40	\$ 27,000,000.00	\$ 69,371,963.92
April 30, 2020	\$ 13,383,976.19	\$ 4,273,282.80	\$ 18,332,197.68	\$ -	\$ 5,029.27	\$ 31,000,000.00	\$ 66,994,485.94
May 31, 2020	\$ 12,092,885.81	\$ 4,274,505.36	\$ 18,339,970.91	\$ -	\$ 5,030.38	\$ 31,000,000.00	\$ 65,712,392.46
June 30, 2020	\$ 13,599,274.01	\$ 4,275,455.08	\$ 18,347,496.49	\$ -	\$ 5,031.28	\$ 28,000,000.00	\$ 64,227,256.86
July 31, 2020	\$ 13,604,172.10	\$ 4,276,399.72	\$ 18,355,276.12	\$ -	\$ 5,032.21	\$ 27,000,000.00	\$ 63,240,880.15
August 31, 2020	\$ 12,607,603.55	\$ 4,277,237.26	\$ 18,363,058.88	\$ -	\$ 5,032.98	\$ 27,000,000.00	\$ 62,252,932.67
September 30, 2020	\$ 6,509,692.33	\$ -	\$ 18,369,840.44	\$ 2,000,245.90	\$ 5,033.58	\$ 33,500,000.00	\$ 60,384,812.25

Annual Yield Summary FY 2020



	Oct-19	Nov-19	Dec-19	Jan-20	Feb-20	Mar-20	Apr-20	May-20	Jun-20	Jul-20	Aug-20	Sep-20
90 Days US Treasury Bill	1.65%	1.54%	1.54%	1.52%	1.52%	0.29%	0.14%	0.13%	0.16%	0.13%	0.11%	0.11%
Logic	2.11%	1.82%	1.85%	1.83%	1.68%	1.44%	1.05%	0.83%	0.62%	0.43%	0.32%	0.26%
Texpool	1.94%	1.66%	1.65%	1.63%	1.53%	1.03%	0.45%	0.26%	0.21%	0.22%	0.18%	0.14%
City of Duncanville	2.29%	2.06%	2.11%	2.03%	1.89%	1.75%	1.28%	1.27%	1.21%	1.09%	1.07%	1.03%

City of Duncanville
Investment Portfolio Summary
For Fiscal Year Ending
September 30, 2020

Purchase Date	Maturity Date	CD Number	Security Type	Par Value	Coupon	Purchase			Book Value	Gain / (loss)	Current D - T - M
						Price	Yield	Principal			
30-Sep-20	30-Sep-20	Open	LOGIC	\$ 6,509,692.33	Indexed	100.00	Indexed	\$ 6,509,692.33	\$ 6,509,692.33	\$ -	0
30-Sep-20	30-Sep-20	Open	Prosperity MM	2,000,245.90	Indexed	100.00	Indexed	2,000,245.90	2,000,245.90	-	0
30-Sep-20	30-Sep-20	Open	NEX Bank MM	18,369,840.44	Indexed	100.00	Indexed	18,369,840.44	18,369,840.44	-	0
30-Sep-20	30-Sep-20	Open	TEXPOOL	5,033.58	Indexed	100.00	Indexed	5,033.58	5,033.58	-	0
15-Oct-19	15-Oct-20	10629	Southside CD	5,000,000.00	1.80%	100.00	1.80%	5,000,000.00	5,000,000.00	-	15
13-Nov-19	13-Nov-20	12311	Southside CD	6,000,000.00	1.72%	100.00	1.72%	6,000,000.00	6,000,000.00	-	44
20-Mar-19	21-Dec-20	8594	Prosperity Bank CD	3,000,000.00	2.73%	100.00	2.73%	3,000,000.00	3,000,000.00	-	82
15-Jan-20	15-Jan-21	15833	Southside CD	3,000,000.00	1.69%	100.00	1.69%	3,000,000.00	3,000,000.00	-	107
20-Mar-19	19-Mar-21	8595	Prosperity Bank CD	2,000,000.00	2.75%	100.00	2.75%	2,000,000.00	2,000,000.00	-	170
02-Apr-20	02-Apr-21	10004	Prosperity Bank CD	4,000,000.00	0.90%	100.00	0.90%	4,000,000.00	4,000,000.00	-	184
10-Sep-20	10-Sep-21	000029	Prosperity Bank CD	6,500,000.00	0.40%	100.00	0.40%	6,500,000.00	6,500,000.00	-	345
20-Mar-19	20-Sep-21	8596	Prosperity Bank CD	1,000,000.00	2.80%	100.00	2.80%	1,000,000.00	1,000,000.00	-	355
23-Sep-20	23-Nov-21	000036	Prosperity Bank CD	3,000,000.00	0.40%	100.00	0.40%	3,000,000.00	3,000,000.00	-	419
TOTALS				\$ 60,384,812.25				\$ 60,384,812.25	\$ 60,384,812.25	\$ -	

	Par Value	Percent
Under 30 Days	\$ 31,884,812	52.80%
30 to 90 Days	\$ 9,000,000	14.90%
90 to 180 days	\$ 5,000,000	8.28%
180 days to 1 year	\$ 11,500,000	19.04%
1 to 2 years	\$ 3,000,000	4.97%
Totals	\$ 60,384,812	100.00%

	Percent	Book Value
Certificates of Deposit	55.48%	\$ 33,500,000.00
LOGIC	10.78%	6,509,692.33
TEXPOOL	0.01%	5,033.58
Money Market Funds	33.73%	20,370,086.34
Totals	100.00%	\$ 60,384,812.25

MM Money Market Account
CD Certificates of Deposit
D - T - M Days To Maturity

City of Duncanville
Investment Transaction Detail Report
For The Year Ending
September 30, 2020

Investment Purchase Transaction Information													
Date Purchase	Fund No.	Transactions											Total
							02-Apr-20	10-Sep-20	23-Sep-20	15-Oct-19	13-Nov-19	15-Jan-20	
Date Maturity						02-Apr-21	10-Sep-21	23-Nov-21	15-Oct-20	13-Nov-20	15-Jan-21		
CUSIP Number		Open	Open	NEX Bank	Prosperity Bank	Southside	Prosperity Bank	Prosperity Bank	Prosperity Bank	Southside	Southside	Southside	
Security Type		LOGIC	TexPool	Money Market	Money Market	Money Market	CD #10004	CD #000029	CD #000036	CD #10629	CD #12311	CD #15833	
Par Value		\$ 27,138,949.42	\$ 45.55	\$ 202,104.59	\$ 2,000,245.90	\$ 42,386.52	\$ 4,000,000.00	\$ 6,500,000.00	\$ 3,000,000.00	\$ 5,000,000.00	\$ 6,000,000.00	\$ 3,000,000.00	\$ 56,883,731.98
Book Value		\$ 27,138,949.42	\$ 45.55	\$ 202,104.59	\$ 2,000,245.90	\$ 42,386.52	\$ 4,000,000.00	\$ 6,500,000.00	\$ 3,000,000.00	\$ 5,000,000.00	\$ 6,000,000.00	\$ 3,000,000.00	\$ 56,883,731.98
Market Value		\$ 27,138,949.42	\$ 45.55	\$ 202,104.59	\$ 2,000,245.90	\$ 42,386.52	\$ 4,000,000.00	\$ 6,500,000.00	\$ 3,000,000.00	\$ 5,000,000.00	\$ 6,000,000.00	\$ 3,000,000.00	\$ 56,883,731.98
General	001	\$ 16,651,793.30	\$ 45.55	\$ 69,684.44	\$ 1,500,184.43	\$ 31,789.92	\$ -	\$ 6,500,000.00	\$ 1,500,000.00	\$ 5,000,000.00	\$ 4,000,000.00	\$ 2,000,000.00	\$ 37,253,497.64
Utility	002	\$ 4,122,696.24	\$ -	\$ 40,582.02	\$ 500,061.47	\$ 10,596.60	\$ -	\$ -	\$ 1,500,000.00	\$ -	\$ 2,000,000.00	\$ 1,000,000.00	\$ 9,173,936.33
Debt Services	005	\$ 104,283.62	\$ -	\$ -	\$ -	\$ -	\$ -	\$ -	\$ -	\$ -	\$ -	\$ -	\$ 104,283.62
Employee Benefit	007	\$ 410,795.86	\$ -	\$ -	\$ -	\$ -	\$ -	\$ -	\$ -	\$ -	\$ -	\$ -	\$ 410,795.86
Self Ins.	008	\$ 5,538.66	\$ -	\$ -	\$ -	\$ -	\$ -	\$ -	\$ -	\$ -	\$ -	\$ -	\$ 5,538.66
Hotel/Motel Tax	010	\$ 1,609.72	\$ -	\$ -	\$ -	\$ -	\$ -	\$ -	\$ -	\$ -	\$ -	\$ -	\$ 1,609.72
Economic Development	012	\$ 511,435.21	\$ -	\$ -	\$ -	\$ -	\$ -	\$ -	\$ -	\$ -	\$ -	\$ -	\$ 511,435.21
Drainage Fees	015	\$ 1,284.13	\$ -	\$ -	\$ -	\$ -	\$ -	\$ -	\$ -	\$ -	\$ -	\$ -	\$ 1,284.13
Capital Replacement	016	\$ 7,611.44	\$ -	\$ 5,776.48	\$ -	\$ -	\$ -	\$ -	\$ -	\$ -	\$ -	\$ -	\$ 13,387.92
Utility Capital Improvement	017	\$ 1,870.95	\$ -	\$ -	\$ -	\$ -	\$ -	\$ -	\$ -	\$ -	\$ -	\$ -	\$ 1,870.95
Court Technology	235	\$ 1,255.46	\$ -	\$ -	\$ -	\$ -	\$ -	\$ -	\$ -	\$ -	\$ -	\$ -	\$ 1,255.46
Solid Waste	019	\$ 4,335.95	\$ -	\$ -	\$ -	\$ -	\$ -	\$ -	\$ -	\$ -	\$ -	\$ -	\$ 4,335.95
Capital Projects Construction	026	\$ 5,304,973.04	\$ -	\$ 86,061.65	\$ -	\$ -	\$ 4,000,000.00	\$ -	\$ -	\$ -	\$ -	\$ -	\$ 9,391,034.69
Traffic Enforcement	031	\$ 2,072.67	\$ -	\$ -	\$ -	\$ -	\$ -	\$ -	\$ -	\$ -	\$ -	\$ -	\$ 2,072.67
Court Security	225	\$ 5,086.20	\$ -	\$ -	\$ -	\$ -	\$ -	\$ -	\$ -	\$ -	\$ -	\$ -	\$ 5,086.20
Juvenile Case Manager	230	\$ 2,306.97	\$ -	\$ -	\$ -	\$ -	\$ -	\$ -	\$ -	\$ -	\$ -	\$ -	\$ 2,306.97

Investment Maturities Transaction Information										
Date Purchase	Fund No.	Transactions								Total
				07-Nov-18	09-Jan-19	20-Mar-19	20-Mar-19	06-Jul-19	21-Jun-19	
Date Maturity				07-Nov-19	09-Jan-20	20-Mar-20	19-Jun-20	06-Jul-20	21-Sep-20	
CUSIP Number		Open	Southside	CD #6747	CD #7532	CD #8592	CD #8593	CD #12071	CD #12409	
Security Type		LOGIC	Money Market	Legacy Bank	Legacy Bank	Legacy Bank	Prosperity Bank	Texas Security	Texas Security	
Par Value		\$ 32,500,000.00	\$ 4,277,311.16	\$ 6,000,000.00	\$ 3,000,000.00	\$ 5,000,000.00	\$ 3,000,000.00	\$ 1,000,000.00	\$ 3,000,000.00	\$ 57,777,311.16
Book Value		\$ 32,500,000.00	\$ 4,277,311.16	\$ 6,000,000.00	\$ 3,000,000.00	\$ 5,000,000.00	\$ 3,000,000.00	\$ 1,000,000.00	\$ 3,000,000.00	\$ 57,777,311.16
Market Value		\$ 32,500,000.00	\$ 4,277,311.16	\$ 6,000,000.00	\$ 3,000,000.00	\$ 5,000,000.00	\$ 3,000,000.00	\$ 1,000,000.00	\$ 3,000,000.00	\$ 57,777,311.16
General	001	\$ 19,876,193.53	\$ 3,207,983.37	\$ 3,000,000.00	\$ 2,000,000.00	\$ -	\$ -	\$ 900,000.00	\$ 1,500,000.00	\$ 30,484,176.90
Utility	002	\$ 2,900,000.00	\$ 1,069,327.79	\$ 1,000,000.00	\$ 500,000.00	\$ -	\$ -	\$ -	\$ 1,500,000.00	\$ 6,969,327.79
Debt Services	005	\$ 500,000.00	\$ -	\$ -	\$ -	\$ -	\$ -	\$ 100,000.00	\$ -	\$ 600,000.00
Employee Benefit	007	\$ 1,512,126.15	\$ -	\$ 1,000,000.00	\$ 300,000.00	\$ -	\$ -	\$ -	\$ -	\$ 2,812,126.15
Self Ins.	008	\$ 200,000.00	\$ -	\$ -	\$ -	\$ -	\$ -	\$ -	\$ -	\$ 200,000.00
Hotel/Motel Tax	010	\$ 100,000.00	\$ -	\$ -	\$ -	\$ -	\$ -	\$ -	\$ -	\$ 100,000.00
Economic Development	012	\$ 987,585.72	\$ -	\$ 500,000.00	\$ 200,000.00	\$ -	\$ -	\$ -	\$ -	\$ 1,687,585.72
Drainage Fees	015	\$ -	\$ -	\$ -	\$ -	\$ -	\$ -	\$ -	\$ -	\$ -
Capital Replacement	016	\$ 400,000.00	\$ -	\$ -	\$ -	\$ -	\$ -	\$ -	\$ -	\$ 400,000.00
Utility Capital Improvement	017	\$ 100,000.00	\$ -	\$ -	\$ -	\$ -	\$ -	\$ -	\$ -	\$ 100,000.00
Court Technology	235	\$ -	\$ -	\$ -	\$ -	\$ -	\$ -	\$ -	\$ -	\$ -
Solid Waste	019	\$ -	\$ -	\$ 500,000.00	\$ -	\$ -	\$ -	\$ -	\$ -	\$ 500,000.00
Capital Projects Construction	026	\$ 5,323,806.47	\$ -	\$ -	\$ -	\$ 5,000,000.00	\$ 3,000,000.00	\$ -	\$ -	\$ 13,323,806.47
Traffic Enforcement	031	\$ 389,103.78	\$ -	\$ -	\$ -	\$ -	\$ -	\$ -	\$ -	\$ 389,103.78
Court Security	225	\$ 211,184.35	\$ -	\$ -	\$ -	\$ -	\$ -	\$ -	\$ -	\$ 211,184.35
Juvenile Case Manager	230	\$ -	\$ -	\$ -	\$ -	\$ -	\$ -	\$ -	\$ -	\$ -

City of Duncanville
Schedule of Market Value of Investments
By Maturity Dates and Fund
For Fiscal Year Ending
September 30, 2020

Date Purchase	Date Maturity	CUSIP Number	Security Type	Par Value	Beginning Book Value	Beginning Market Value	Ending Book Value	Ending Market Value	Fund No.												
									21-Jun-19	06-Jul-19	07-Nov-18	09-Jan-19	20-Mar-19	20-Mar-19	21-Sep-20	06-Jul-20	07-Nov-19	09-Jan-20	20-Mar-20	19-Jun-20	
									Open	Open	Closed	Open	Open	21-Sep-20	06-Jul-20	07-Nov-19	09-Jan-20	20-Mar-20	20-Mar-19	20-Mar-19	
									LOGIC	TexPool	Southside MM	Nex Bank MM	Prosperity Bank MM	TX SEC BANK	TX SEC BANK	Legacy Bank	Legacy Bank	Legacy Bank	Prosperity Bank		
									\$ 6,509,692.33	\$ 5,033.58	\$ -	\$ 18,369,840.44	\$ 2,000,245.90	\$ -	\$ -	\$ -	\$ -	\$ -	\$ -	\$ -	\$ -
									\$ 11,870,742.91	\$ 4,988.03	\$ 4,234,924.64	\$ 18,167,735.85	\$ -	\$ 3,000,000.00	\$ 1,000,000.00	\$ 6,000,000.00	\$ 3,000,000.00	\$ 5,000,000.00	\$ 3,000,000.00	\$ 3,000,000.00	\$ 3,000,000.00
									\$ 11,870,742.91	\$ 4,988.03	\$ 4,234,924.64	\$ 18,167,735.85	\$ -	\$ 3,000,000.00	\$ 1,000,000.00	\$ 6,000,000.00	\$ 3,000,000.00	\$ 5,000,000.00	\$ 3,000,000.00	\$ 3,000,000.00	\$ 3,000,000.00
									\$ 6,509,692.33	\$ 5,033.58	\$ -	\$ 18,369,840.44	\$ 2,000,245.90	\$ -	\$ -	\$ -	\$ -	\$ -	\$ -	\$ -	\$ -
									\$ 6,509,692.33	\$ 5,033.58	\$ -	\$ 18,369,840.44	\$ 2,000,245.90	\$ -	\$ -	\$ -	\$ -	\$ -	\$ -	\$ -	\$ -
									\$ 1,636,294.63	\$ 5,033.58	\$ -	\$ 6,357,443.75	\$ 1,500,184.43	\$ -	\$ -	\$ -	\$ -	\$ -	\$ -	\$ -	\$ -
									\$ 1,390,815.67	\$ -	\$ -	\$ 3,702,377.07	\$ 500,061.47	\$ -	\$ -	\$ -	\$ -	\$ -	\$ -	\$ -	\$ -
									\$ 225,187.73	\$ -	\$ -	\$ -	\$ -	\$ -	\$ -	\$ -	\$ -	\$ -	\$ -	\$ -	\$ -
									\$ -	\$ -	\$ -	\$ -	\$ -	\$ -	\$ -	\$ -	\$ -	\$ -	\$ -	\$ -	\$ -
									\$ 409,992.52	\$ -	\$ -	\$ -	\$ -	\$ -	\$ -	\$ -	\$ -	\$ -	\$ -	\$ -	\$ -
									\$ 109,933.95	\$ -	\$ -	\$ -	\$ -	\$ -	\$ -	\$ -	\$ -	\$ -	\$ -	\$ -	\$ -
									\$ 929,864.54	\$ -	\$ -	\$ -	\$ -	\$ -	\$ -	\$ -	\$ -	\$ -	\$ -	\$ -	\$ -
									\$ 105,292.51	\$ -	\$ -	\$ -	\$ -	\$ -	\$ -	\$ -	\$ -	\$ -	\$ -	\$ -	\$ -
									\$ 579,911.99	\$ -	\$ -	\$ 527,000.17	\$ -	\$ -	\$ -	\$ -	\$ -	\$ -	\$ -	\$ -	\$ -
									\$ 131,355.37	\$ -	\$ -	\$ -	\$ -	\$ -	\$ -	\$ -	\$ -	\$ -	\$ -	\$ -	\$ -
									\$ 102,959.04	\$ -	\$ -	\$ -	\$ -	\$ -	\$ -	\$ -	\$ -	\$ -	\$ -	\$ -	\$ -
									\$ 355,491.04	\$ -	\$ -	\$ -	\$ -	\$ -	\$ -	\$ -	\$ -	\$ -	\$ -	\$ -	\$ -
									\$ 415.47	\$ -	\$ -	\$ 7,783,019.45	\$ -	\$ -	\$ -	\$ -	\$ -	\$ -	\$ -	\$ -	\$ -
									\$ -	\$ -	\$ -	\$ -	\$ -	\$ -	\$ -	\$ -	\$ -	\$ -	\$ -	\$ -	\$ -
									\$ -	\$ -	\$ -	\$ -	\$ -	\$ -	\$ -	\$ -	\$ -	\$ -	\$ -	\$ -	\$ -
									\$ 343,000.94	\$ -	\$ -	\$ -	\$ -	\$ -	\$ -	\$ -	\$ -	\$ -	\$ -	\$ -	\$ -
									\$ 189,176.93	\$ -	\$ -	\$ -	\$ -	\$ -	\$ -	\$ -	\$ -	\$ -	\$ -	\$ -	\$ -

Date Purchase	Date Maturity	CUSIP Number	Security Type	Par Value	Beginning Book Value	Beginning Market Value	Ending Book Value	Ending Market Value	Fund No.										Total			
									20-Mar-19	20-Mar-19	20-Mar-19	02-Apr-20	10-Sep-20	23-Sep-20	15-Oct-19	13-Nov-19	15-Jan-20					
									CD # 8594	CD # 8595	CD # 8596	CD # 10004	CD # 000029	CD # 000036	CD # 10629	CD # 12311	CD # 15833					
									Prosperity Bank	Prosperity Bank	Prosperity Bank	Prosperity Bank	Prosperity Bank	Prosperity Bank	Southside	Southside	Southside					
									\$ 3,000,000.00	\$ 2,000,000.00	\$ 1,000,000.00	\$ 4,000,000.00	\$ 6,500,000.00	\$ 3,000,000.00	\$ 5,000,000.00	\$ 6,000,000.00	\$ 3,000,000.00	\$ 60,384,812.25				
									\$ 3,000,000.00	\$ 2,000,000.00	\$ 1,000,000.00	\$ -	\$ -	\$ -	\$ -	\$ -	\$ -	\$ 61,278,391.43				
									\$ 3,000,000.00	\$ 2,000,000.00	\$ 1,000,000.00	\$ -	\$ -	\$ -	\$ -	\$ -	\$ -	\$ 61,278,391.43				
									\$ 3,000,000.00	\$ 2,000,000.00	\$ 1,000,000.00	\$ 4,000,000.00	\$ 6,500,000.00	\$ 3,000,000.00	\$ 5,000,000.00	\$ 6,000,000.00	\$ 3,000,000.00	\$ 60,384,812.25				
									\$ 3,000,000.00	\$ 2,000,000.00	\$ 1,000,000.00	\$ 4,000,000.00	\$ 6,500,000.00	\$ 3,000,000.00	\$ 5,000,000.00	\$ 6,000,000.00	\$ 3,000,000.00	\$ 60,384,812.25				
									\$ -	\$ -	\$ -	\$ -	\$ 6,500,000.00	\$ 1,500,000.00	\$ 5,000,000.00	\$ 4,000,000.00	\$ 2,000,000.00	\$ 28,498,956.39				
									\$ -	\$ -	\$ -	\$ -	\$ -	\$ 1,500,000.00	\$ -	\$ 2,000,000.00	\$ 1,000,000.00	\$ 10,993,254.21				
									\$ -	\$ -	\$ -	\$ -	\$ -	\$ -	\$ -	\$ -	\$ -	\$ 225,187.73				
									\$ -	\$ -	\$ -	\$ -	\$ -	\$ -	\$ -	\$ -	\$ -	\$ -				
									\$ -	\$ -	\$ -	\$ -	\$ -	\$ -	\$ -	\$ -	\$ -	\$ 409,992.52				
									\$ -	\$ -	\$ -	\$ -	\$ -	\$ -	\$ -	\$ -	\$ -	\$ 109,933.95				
									\$ -	\$ -	\$ -	\$ -	\$ -	\$ -	\$ -	\$ -	\$ -	\$ 929,864.54				
									\$ -	\$ -	\$ -	\$ -	\$ -	\$ -	\$ -	\$ -	\$ -	\$ 105,292.51				
									\$ -	\$ -	\$ -	\$ -	\$ -	\$ -	\$ -	\$ -	\$ -	\$ 1,106,912.16				
									\$ -	\$ -	\$ -	\$ -	\$ -	\$ -	\$ -	\$ -	\$ -	\$ 131,355.37				
									\$ -	\$ -	\$ -	\$ -	\$ -	\$ -	\$ -	\$ -	\$ -	\$ 102,959.04				
									\$ -	\$ -	\$ -	\$ -	\$ -	\$ -	\$ -	\$ -	\$ -	\$ 355,491.04				
									\$ 3,000,000.00	\$ 2,000,000.00	\$ 1,000,000.00	\$ 4,000,000.00	\$ -	\$ -	\$ -	\$ -	\$ -	\$ 17,783,434.92				
									\$ -	\$ -	\$ -	\$ -	\$ -	\$ -	\$ -	\$ -	\$ -	\$ -				
									\$ -	\$ -	\$ -	\$ -	\$ -	\$ -	\$ -	\$ -	\$ -	\$ -				
									\$ -	\$ -	\$ -	\$ -	\$ -	\$ -	\$ -	\$ -	\$ -	\$ 343,000.94				
									\$ -	\$ -	\$ -	\$ -	\$ -	\$ -	\$ -	\$ -	\$ -	\$ 189,176.93				

City of Duncanville
Investment Interest Revenue Report
For The Year Ending
September 30, 2020

Security Type	General 001	Utility 002	Debt Service 005	Employee Benefit 007	Self - Ins. 008	Hotel / Motel Tax 010	Economic Development 012	Drainage Fees 015
Pooled Investments								
Logic	\$ 51,793.30	\$ 22,696.24	\$ 4,283.62	\$ 10,795.86	\$ 5,538.66	\$ 1,609.72	\$ 11,435.21	\$ 1,284.13
Texpool	\$ 45.55	\$ -	\$ -	\$ -	\$ -	\$ -	\$ -	\$ -
NEX Bank Money Market	\$ 69,684.44	\$ 40,582.02	\$ -	\$ -	\$ -	\$ -	\$ -	\$ -
Southside Money Market	\$ 31,789.92	\$ 10,596.60	\$ -	\$ -	\$ -	\$ -	\$ -	\$ -
Prosperity Bank Money Market	\$ 184.43	\$ 61.47	\$ -	\$ -	\$ -	\$ -	\$ -	\$ -
Texas Security Bank #12409	\$ 34,283.68	\$ 34,283.67	\$ -	\$ -	\$ -	\$ -	\$ -	\$ -
Texas Security Bank #12071	\$ 14,759.54	\$ -	\$ 1,639.94	\$ -	\$ -	\$ -	\$ -	\$ -
Legacy Bank CD #6747	\$ 8,834.58	\$ 2,944.20	\$ -	\$ 2,944.20	\$ -	\$ -	\$ 1,473.08	\$ -
Legacy Bank CD #7532	\$ 15,483.69	\$ 3,870.93	\$ -	\$ 2,322.55	\$ -	\$ -	\$ 1,548.38	\$ -
Legacy Bank CD #8592	\$ -	\$ -	\$ -	\$ -	\$ -	\$ -	\$ -	\$ -
Prosperity Bank CD #8593	\$ -	\$ -	\$ -	\$ -	\$ -	\$ -	\$ -	\$ -
Prosperity Bank CD #8594	\$ -	\$ -	\$ -	\$ -	\$ -	\$ -	\$ -	\$ -
Prosperity Bank CD #8595	\$ -	\$ -	\$ -	\$ -	\$ -	\$ -	\$ -	\$ -
Prosperity Bank CD #8596	\$ -	\$ -	\$ -	\$ -	\$ -	\$ -	\$ -	\$ -
Prosperity Bank CD #10004	\$ -	\$ -	\$ -	\$ -	\$ -	\$ -	\$ -	\$ -
Prosperity Bank CD #000029	\$ 1,424.66	\$ -	\$ -	\$ -	\$ -	\$ -	\$ -	\$ -
Prosperity Bank CD #000036	\$ 115.07	\$ 115.07	\$ -	\$ -	\$ -	\$ -	\$ -	\$ -
Southside CD #10629	\$ 86,794.54	\$ -	\$ -	\$ -	\$ -	\$ -	\$ -	\$ -
Southside CD #12311	\$ 60,883.31	\$ 30,441.61	\$ -	\$ -	\$ -	\$ -	\$ -	\$ -
Southside CD #15833	\$ 24,076.73	\$ 12,038.34	\$ -	\$ -	\$ -	\$ -	\$ -	\$ -
Total	\$400,153.44	\$157,630.15	\$5,923.56	\$16,062.61	\$5,538.66	\$1,609.72	\$14,456.67	\$1,284.13

Security Type	Capital Replacement 016	Utility Capital Improvement 017	Solid Waste 019	Capital Projects Construction 026	Traffic Enforcement 031	Court Security 225	Juvenile Case Worker 230	Court Technology 235	Total
Pooled Investments									
Logic	\$ 7,611.44	\$ 1,870.95	\$ 4,335.95	\$ 4,973.04	\$ 2,072.67	\$ 5,086.20	\$ 2,306.97	\$ 1,255.46	\$ 138,949.42
Texpool	\$ -	\$ -	\$ -	\$ -	\$ -	\$ -	\$ -	\$ -	\$ 45.55
NEX Bank Money Market	\$ 5,776.48	\$ -	\$ -	\$ 86,061.65	\$ -	\$ -	\$ -	\$ -	\$ 202,104.59
Southside Money Market	\$ -	\$ -	\$ -	\$ -	\$ -	\$ -	\$ -	\$ -	\$ 42,386.52
Prosperity Bank Money Market	\$ -	\$ -	\$ -	\$ -	\$ -	\$ -	\$ -	\$ -	\$ 245.90
Texas Security Bank #12409	\$ -	\$ -	\$ -	\$ -	\$ -	\$ -	\$ -	\$ -	\$ 68,567.35
Texas Security Bank #12071	\$ -	\$ -	\$ -	\$ -	\$ -	\$ -	\$ -	\$ -	\$ 16,399.48
Legacy Bank CD #6747	\$ -	\$ -	\$ 1,473.09	\$ -	\$ -	\$ -	\$ -	\$ -	\$ 17,669.15
Legacy Bank CD #7532	\$ -	\$ -	\$ -	\$ -	\$ -	\$ -	\$ -	\$ -	\$ 23,225.55
Legacy Bank CD #8592	\$ -	\$ -	\$ -	\$ 62,695.68	\$ -	\$ -	\$ -	\$ -	\$ 62,695.68
Prosperity Bank CD #8593	\$ -	\$ -	\$ -	\$ 58,256.90	\$ -	\$ -	\$ -	\$ -	\$ 58,256.90
Prosperity Bank CD #8594	\$ -	\$ -	\$ -	\$ 82,124.39	\$ -	\$ -	\$ -	\$ -	\$ 82,124.39
Prosperity Bank CD #8595	\$ -	\$ -	\$ -	\$ 55,150.68	\$ -	\$ -	\$ -	\$ -	\$ 55,150.68
Prosperity Bank CD #8596	\$ -	\$ -	\$ -	\$ 28,076.70	\$ -	\$ -	\$ -	\$ -	\$ 28,076.70
Prosperity Bank CD #10004	\$ -	\$ -	\$ -	\$ 17,852.05	\$ -	\$ -	\$ -	\$ -	\$ 17,852.05
Prosperity Bank CD #000029	\$ -	\$ -	\$ -	\$ -	\$ -	\$ -	\$ -	\$ -	\$ 1,424.66
Prosperity Bank CD #000036	\$ -	\$ -	\$ -	\$ -	\$ -	\$ -	\$ -	\$ -	\$ 230.14
Southside CD #10629	\$ -	\$ -	\$ -	\$ -	\$ -	\$ -	\$ -	\$ -	\$ 86,794.54
Southside CD #12311	\$ -	\$ -	\$ -	\$ -	\$ -	\$ -	\$ -	\$ -	\$ 91,324.92
Southside CD #15833	\$ -	\$ -	\$ -	\$ -	\$ -	\$ -	\$ -	\$ -	\$ 36,115.07
Total	\$ 13,387.92	\$ 1,870.95	\$ 5,809.04	\$ 395,191.09	\$ 2,072.67	\$ 5,086.20	\$ 2,306.97	\$ 1,255.46	\$ 1,029,639.24