

INVESTMENT PORTFOLIO SUMMARY

City Of Duncanville, Texas



**For The Quarter Ended
June 30, 2019**



City Of Duncanville

Investment Officers Certification

City Of Duncanville , Texas
Investment Portfolio SummaryActivity
For The Quarter Ended
June 30, 2019

This report is prepared in accordance with chapter 2256 of the Texas Public Funds Investment Act ("PFIA").Section 2256.023(a) of the PFIA states that:"Not less than quarterly ,the investment officer shall prepare and submit to the governing body of the entity a written report of the investment transactions for all funds covered by this chapter for the preceding reporting period" This report is signed by the City Of Duncanville Investment officers and includes the disclosures required by the PFIA.

The investment portfolio complies with the PFIA and the City of Duncanville's approved investment policy and strategy throughout the period. All investment transactions made in the portfolio during this period were in full compliance with the PFIA and approved Investment policy.

Officers Names and titles:

Richard Summerlin, CPA, CGFO
Finance Director

Tia Pettis, CGFO
Assistant Finance Director

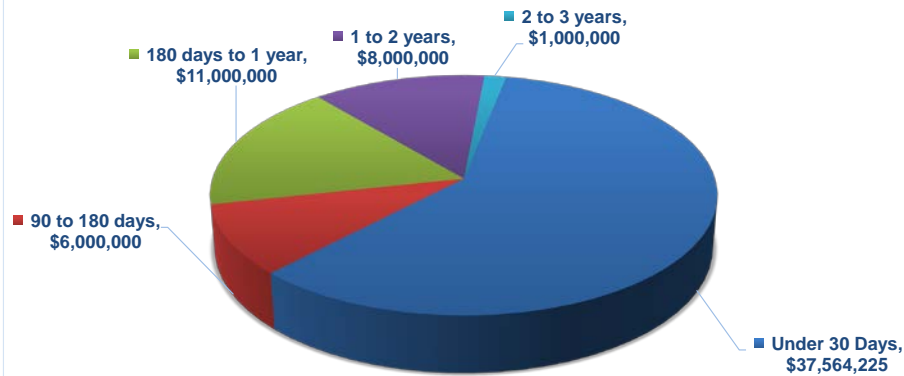


City Of Duncanville
 Executive Summary
 Investment Portfolio
 For the Quarter Ended
 June 30, 2019

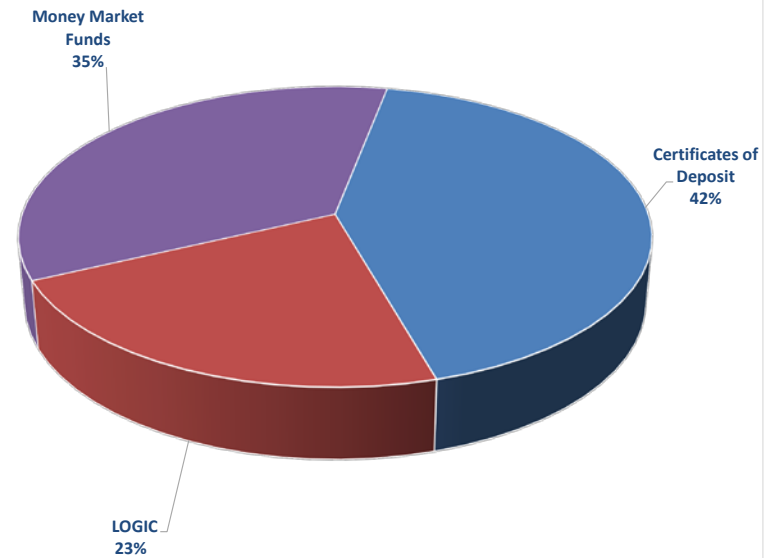
Account Summary

	Book Value	Market Value
Investments at 03/31/2019	\$ 65,324,917	\$ 65,324,917
Investment Purchases	7,839,308	7,839,308
Investment Maturities	9,600,000	9,600,000
Investments at 06/30/2019	\$ 63,564,225	\$ 63,564,225

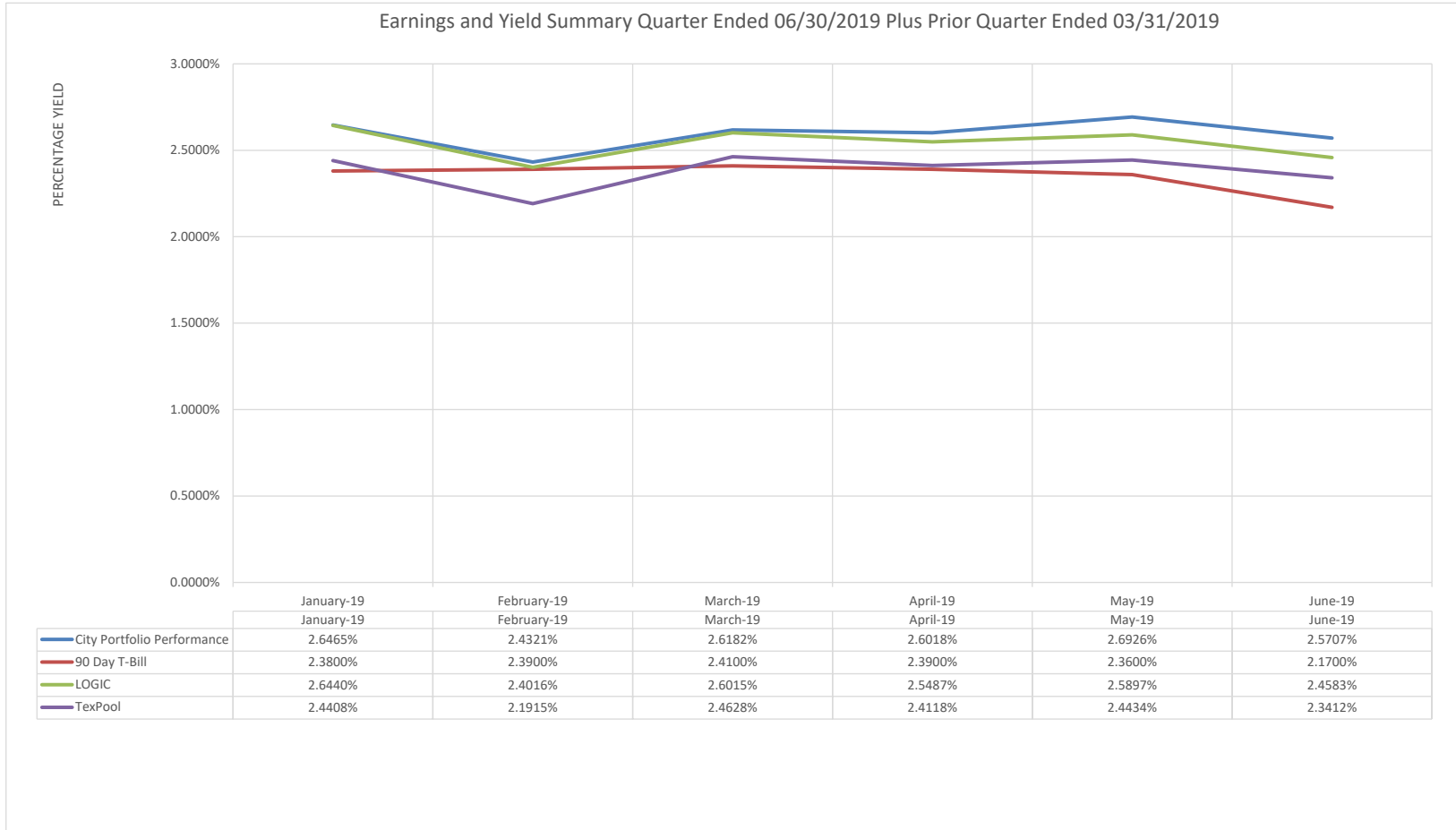
Investments by Maturity



Investments by Type



City of Duncanville Benchmark Comparison Yield Summary For The Quarter Ended June 30, 2019



City of Duncanville
Investment Portfolio Summary
For Quarter Ending
June 30, 2019

Purchase Date	Maturity Date	CD Number	Security Type	Par Value	Coupon	Purchase			Book Value	Gain / (loss)	Current D - T - M
						Price	Yield	Principal			
30-Jun-19	30-Jun-19	Open	LOGIC	\$ 14,293,517.85	2.53%	100.00	2.53%	\$ 14,293,517.85	\$ 14,293,517.85	\$ -	0
30-Sep-15	30-Jun-19	Open	Southside MM	4,210,016.59	2.54%	100.00	2.54%	4,210,016.59	4,210,016.59	-	0
30-Jun-17	30-Jun-19	Open	NEX Bank MM	18,055,731.16	2.64%	100.00	2.64%	18,055,731.16	18,055,731.16	-	0
30-Jun-19	30-Jun-19	Open	TEXPOOL	4,959.98	2.40%	100.00	2.40%	4,959.98	4,959.98	-	0
06-Jul-17	06-Jul-19	12071	Tex Sec CD	1,000,000.00	1.69%	100.00	1.69%	1,000,000.00	1,000,000.00	-	6
07-Nov-18	07-Nov-19	6747	Legacy Bank CD	6,000,000.00	2.86%	100.00	2.86%	6,000,000.00	6,000,000.00	-	130
09-Jan-19	09-Jan-20	7532	Legacy Bank CD	3,000,000.00	2.78%	100.00	2.78%	3,000,000.00	3,000,000.00	-	193
20-Mar-19	20-Mar-20	8592	Legacy Bank CD	5,000,000.00	2.66%	100.00	2.66%	5,000,000.00	5,000,000.00	-	264
20-Mar-19	19-Jun-20	8593	Legacy Bank CD	3,000,000.00	2.68%	100.00	2.68%	3,000,000.00	3,000,000.00	-	355
21-Jun-19	21-Sep-20	12409	Tex Sec CD	3,000,000.00	2.32%	100.00	2.32%	3,000,000.00	3,000,000.00	-	449
20-Mar-19	21-Dec-20	8594	Legacy Bank CD	3,000,000.00	2.73%	100.00	2.73%	3,000,000.00	3,000,000.00	-	540
20-Mar-19	19-Mar-21	8595	Legacy Bank CD	2,000,000.00	2.75%	100.00	2.75%	2,000,000.00	2,000,000.00	-	628
20-Mar-19	20-Sep-21	8596	Legacy Bank CD	1,000,000.00	2.80%	100.00	2.80%	1,000,000.00	1,000,000.00	-	813
TOTALS				\$ 63,564,225.58				\$ 63,564,225.58	\$ 63,564,225.58	-	

Distribution by Maturity		
	Par Value	Percent
Under 30 Days	\$37,564,225	59.10%
30 to 90 Days	\$0	0.00%
90 to 180 days	\$6,000,000	9.44%
180 days to 1 year	\$11,000,000	17.31%
1 to 2 years	\$8,000,000	12.59%
2 to 3 years	\$1,000,000	1.57%
Totals	\$63,564,225	100.00%

Distribution by Investment Type		
	Percent	Book Value
U. S. Treasury Bills / Notes	0.00%	\$ -
U. S. Agencies & Instrumen	0.00%	-
Certificates of Deposit	42.48%	27,000,000.00
LOGIC	22.49%	14,293,517.85
TEXPOOL	0.01%	4,959.98
Money Market Funds	35.03%	22,265,747.75
Repurchase Agreements	0.00%	-
Totals	100.00%	\$ 63,564,225.58

MM Money Market Account
CD Certificates of Deposit
D - T - M Days To Maturity

City of Duncanville
Investment Transaction Detail Report
For Quarter Ending
June 30, 2019

Investment Purchase Transaction Information						Investment Maturities Transaction Information				
	Fund No.	Transactions				Total		Fund No.	Transactions	Total
Date Purchase										
Date Maturity										
CUSIP Number		Open	Southside	NEX Bank	Open			Open		
Security Type		LOGIC	Money Market	Money Market	TexPool			LOGIC		
Par Value		\$ 94,923.12	\$ 26,682.46	\$ 7,717,672.59	\$ 29.63	\$ 7,839,307.80		\$ 9,600,000.00	\$ 9,600,000.00	
Book Value		94,923.12	26,682.46	7,717,672.59	29.63	\$ 7,839,307.80		9,600,000.00	9,600,000.00	
Market Value		94,923.12	26,682.46	7,717,672.59	29.63	\$ 7,839,307.80		9,600,000.00	9,600,000.00	
General	001	43,090.77	20,011.85	41,099.26	29.63	\$ 104,231.51		1,300,000.00	1,300,000.00	
Utility	002	1,731.28	6,670.61	23,934.94	-	\$ 32,336.83		700,000.00	700,000.00	
Debt Services	005	10,342.90	-	-	-	\$ 10,342.90		-	-	
Employee Benefit	007	7,019.36	-	-	-	\$ 7,019.36		-	-	
Self Ins.	008	3,852.50	-	-	-	\$ 3,852.50		-	-	
Hotel/Motel Tax	010	1,327.75	-	-	-	\$ 1,327.75		-	-	
Economic Development	012	8,961.26	-	-	-	\$ 8,961.26		-	-	
Grant Fund	013	-	-	-	-	\$ -		-	-	
Community Services	014	108.33	-	-	-	\$ 108.33		-	-	
Drainage Fees	015	662.91	-	-	-	\$ 662.91		-	-	
Capital Replacement	016	6,196.98	-	3,406.92	-	\$ 9,603.90		-	-	
Utility Capital Improvement	017	1,462.62	-	-	-	\$ 1,462.62		-	-	
Court Technology	235	648.21	-	-	-	\$ 648.21		-	-	
Solid Waste	019	2,238.10	-	-	-	\$ 2,238.10		-	-	
Street	020	-	-	-	-	\$ -		-	-	
Drainage Const.	023	-	-	-	-	\$ -		-	-	
Parks	024	-	-	-	-	\$ -		-	-	
Capital Improvement	025	-	-	-	-	\$ -		-	-	
Capital Projects Construction	026	122.68	-	7,649,231.47	-	\$ 7,649,354.15		7,600,000.00	7,600,000.00	
Traffic Enforcement Program	031	2,466.75	-	-	-	\$ 2,466.75		-	-	
Court Security	225	3,499.69	-	-	-	\$ 3,499.69		-	-	
Juvenile Case Manager	230	1,191.03	-	-	-	\$ 1,191.03		-	-	
EDC C.O. CIP	455	-	-	-	-	\$ -		-	-	

City of Duncanville
Schedule of Market Value of Investments
By Maturity Dates and Fund
For Quarter Ending
June 30, 2019

Date Purchase	Fund No.															Total
						21-Jun-19	06-Jul-17	07-Nov-18	09-Jan-19	20-Mar-19	20-Mar-19	20-Mar-19	20-Mar-19	20-Mar-19		
Date Maturity						21-Sep-20	06-Jul-19	07-Nov-19	09-Jan-20	20-Mar-20	19-Jun-20	21-Dec-20	19-Mar-21	20-Sep-21		
CUSIP Number		Open	Open	Open	Open	CD # 12409	CD # 12071	CD #6747	CD #7532	CD #8592	CD #8593	CD #8594	CD #8595	CD #8596		
Security Type		LOGIC	TexPool	Southside MM	Nex Bank MM	TX SEC BANK	TX SEC BANK	Legacy Bank	Legacy Bank	Legacy Bank	Legacy Bank	Legacy Bank	Legacy Bank	Legacy Bank		
Par Value		\$ 14,293,517.85	\$ 4,959.98	\$ 4,210,016.59	\$ 18,055,731.16	\$ 3,000,000.00	\$ 1,000,000.00	\$ 6,000,000.00	\$ 3,000,000.00	\$ 5,000,000.00	\$ 3,000,000.00	\$ 3,000,000.00	\$ 2,000,000.00	\$ 1,000,000.00	\$ 63,564,225.58	
Beginning Book Value		23,798,594.73	4,930.35	4,183,334.13	10,338,058.57	3,000,000.00	1,000,000.00	6,000,000.00	3,000,000.00	5,000,000.00	3,000,000.00	3,000,000.00	2,000,000.00	1,000,000.00	\$ 65,324,917.78	
Beginning Market Value		23,798,594.73	4,930.35	4,183,334.13	10,338,058.57	3,000,000.00	1,000,000.00	6,000,000.00	3,000,000.00	5,000,000.00	3,000,000.00	3,000,000.00	2,000,000.00	1,000,000.00	\$ 65,324,917.78	
Ending Book Value		14,293,517.85	4,959.98	4,210,016.59	18,055,731.16	3,000,000.00	1,000,000.00	6,000,000.00	3,000,000.00	5,000,000.00	3,000,000.00	3,000,000.00	2,000,000.00	1,000,000.00	\$ 63,564,225.58	
Ending Market Value		14,293,517.85	4,959.98	4,210,016.59	18,055,731.16	3,000,000.00	1,000,000.00	6,000,000.00	3,000,000.00	5,000,000.00	3,000,000.00	3,000,000.00	2,000,000.00	1,000,000.00	\$ 63,564,225.58	
General	001	6,312,620.83	4,959.98	3,157,512.45	6,249,159.83	1,500,000.00	900,000.00	3,000,000.00	2,000,000.00						\$ 23,124,253.09	
Utility	002	167,113.60	-	1,052,504.14	3,639,315.89	1,500,000.00	-	1,000,000.00	500,000.00						\$ 7,858,933.63	
Debt Services	005	1,613,083.23	-	-	-	-	100,000.00	-	-						\$ 1,713,083.23	
Employee Benefit	007	1,094,741.18	-	-	-	-	-	1,000,000.00	300,000.00						\$ 2,394,741.18	
Self Ins.	008	600,837.50	-	-	-	-	-	-	-						\$ 600,837.50	
Hotel/Motel Tax	010	207,077.85	-	-	-	-	-	-	-						\$ 207,077.85	
Economic Development	012	1,397,603.05	-	-	-	-	-	500,000.00	200,000.00						\$ 2,097,603.05	
Grant Fund	013	-	-	-	-	-	-	-	-						\$ -	
Community Services	014	16,895.24	-	-	-	-	-	-	-						\$ 16,895.24	
Drainage Fees	015	103,386.11	-	-	-	-	-	-	-						\$ 103,386.11	
Capital Replacement	016	966,483.41	-	-	518,023.97	-	-	-	-						\$ 1,484,507.38	
Utility Capital Improvement	017	228,111.45	-	-	-	-	-	-	-						\$ 228,111.45	
Court Technology	235	101,095.09	-	-	-	-	-	-	-						\$ 101,095.09	
Solid Waste	019	349,054.18	-	-	-	-	-	500,000.00	-						\$ 849,054.18	
Street	020	-	-	-	-	-	-	-	-						\$ -	
Parks	024	-	-	-	-	-	-	-	-						\$ -	
Capital Improvement	025	-	-	-	-	-	-	-	-						\$ -	
Capital Projects Construction	026	19,133.73	-	-	7,649,231.47	-	-	-	-	5,000,000.00	3,000,000.00	3,000,000.00	2,000,000.00	1,000,000.00	\$ 21,668,365.20	
Traffic Enforcement Program	031	384,715.56	-	-	-	-	-	-	-						\$ 384,715.56	
Abandoned Asset Forfeiture	050	-	-	-	-	-	-	-	-						\$ -	
State Asset Forfeiture	051	-	-	-	-	-	-	-	-						\$ -	
Federal Asset Forfeiture	052	-	-	-	-	-	-	-	-						\$ -	
Court Security	225	545,813.91	-	-	-	-	-	-	-						\$ 545,813.91	
Juvenile Case Manager	230	185,751.93	-	-	-	-	-	-	-						\$ 185,751.93	
EDC C.O. CIP	455	-	-	-	-	-	-	-	-						\$ -	

City of Duncanville
Investment Interest Revenue Report
For Quarter Ending
June 30, 2019

Security Type	General 001	Utility 002	Debt Service 005	Employee Benefit 007	Self - Ins. 008	Hotel / Motel Tax 010	Economic Development 012	Grant Funds 013	Community Services 014
Pooled Investments									
Logic	\$ 43,090.77	\$ 1,731.28	\$ 10,342.90	\$ 7,019.36	\$ 3,852.50	\$ 1,327.75	\$ 8,961.26		\$ 108.33
Texpool	29.63								
NEX Bank Money Market	41,099.26	23,934.94							
Southside Money Market	20,011.85	6,670.61							
06/21/2019 Tex Sec Bk #12409 (Previously 12188)	9,721.60	9,721.59							
07/09/2017 Tex Sec Bk #12071	3,789.85		421.09						
Legacy Bank CD #6747	21,391.25	7,130.42		7,130.42			3,565.20		
Legacy Bank CD #7532	\$ 13,861.91	\$ 3,465.47		\$ 2,079.27			\$ 1,386.22		
Legacy Bank CD #8592									
Legacy Bank CD #8593									
Legacy Bank CD #8594									
Legacy Bank CD #8595									
Legacy Bank CD #8596									
Total	\$ 152,996.12	\$ 52,654.31	\$ 10,763.99	\$ 16,229.05	\$ 3,852.50	\$ 1,327.75	\$ 13,912.68	\$ -	\$ 108.33

Security Type	Drainage Fees 015	Capital Replacement 016	Utility Capital Improvement 017	Court Technology 235	Solid Waste 019	Street 020	Parks 024	Capital Improvements 025	Capital Projects Construction 026	Traffic Enforcement 031
Pooled Investments										
Logic	\$ 662.91	\$ 6,196.98	\$ 1,462.62	\$ 648.21	\$ 2,238.10				\$ 122.68	\$ 2,466.75
Texpool										
NEX Bank Money Market		3,406.92							49,231.47	
Southside Money Market										
06/21/2019 Tex Sec Bk #12409 (Previously 12188)										
07/09/2017 Tex Sec Bk #12071										
Legacy Bank CD #6747					\$ 3,565.18					
Legacy Bank CD #7532										
Legacy Bank CD #8592									\$ 33,158.91	
Legacy Bank CD #8593									\$ 20,044.94	
Legacy Bank CD #8594									\$ 20,418.91	
Legacy Bank CD #8595									\$ 13,712.33	
Legacy Bank CD #8596									\$ 6,980.82	
Total	\$662.91	\$9,603.90	\$1,462.62	\$648.21	\$5,803.28	\$0.00	\$0.00	\$0.00	\$143,670.06	\$2,466.75

Security Type	State Asset Forfeiture 051	Federal Asset Forfeiture 052	Court Security 225	Juvenile Case Worker 230	EDC CIP 455	Total
Pooled Investments						
Logic			\$ 3,499.69	\$ 1,191.03		\$ 94,923.12
Texpool						\$ 29.63
NEX Bank Money Market						\$ 117,672.59
Southside Money Market						\$ 26,682.46
06/21/2019 Tex Sec Bk #12409 (Previously 12188)						\$ 19,443.19
07/09/2017 Tex Sec Bk #12071						\$ 4,210.94
Legacy Bank CD #6747						\$ 42,782.47
Legacy Bank CD #7532						\$ 20,792.87
Legacy Bank CD #8592						\$ 33,158.91
Legacy Bank CD #8593						\$ 20,044.94
Legacy Bank CD #8594						\$ 20,418.91
Legacy Bank CD #8595						\$ 13,712.33
Legacy Bank CD #8596						\$ 6,980.82
Total	\$ -	\$ -	\$ 3,499.69	\$ 1,191.03	\$ -	\$ 420,853.18